ANNUAL REPORT

2024

UNIVERSITY OF PERADENIYA

Peradeniya, Sri Lanka

Unveiling a Year of Excellence:

The University of Peradeniya's Annual Report

This Report celebrates the transformative achievements and steadfast commitment to academic and administrative excellence that define the University of Peradeniya. Prepared in full compliance with Ministry of Higher Education guidelines, it offers a comprehensive insight into our pioneering contributions across a broad spectrum of fields. Every page reflects the collective dedication of our Faculties, Departments, Centres, and Units, showcasing groundbreaking research, inspiring student journeys, and significant contributions to society. Join us as we explore how these efforts are shaping the future—one innovative milestone at a time.

ISSN – 2478-1088

Feedback and Inquiries:

- For any inquiries regarding the Annual Report, please reach out to us on: Email: statoffice@gs.pdn.ac.lk

  Tel: 081 2 085408/ 0812392433

- For further information on the University's ongoing initiatives and activities, please visit our website: https://www.pdn.ac.lk

CONTENTS.....

University Vision and Mission		**v-vi**
Vice-Chancellor's Message		**vii-viii**
University Top Management		**xi**
University Organization Chart		**x**
1.	**Introduction**	**01**
2.	**Governance and Leadership Structure**	**02**
2.1	University Council	03
3.	**Sustainability at the University**	**06**
4.	**Review of University Activities – 2024**	**09**
4.1	Expanded Opportunities for University Education	12
4.2	Achievements and Recognitions	15
4.3	International and National Awards & Recognitions	16
4.4	Action Plan and the Strategic Management Plan	18
4.5	Capital Investments	19
4.6	Innovation, Industry Collaboration, and Technology Transfer	21
4.7	Quality Assurance	23
4.8	Internationalization	26
4.9	University Academics Taking on National Leadership Roles	29
4.10	Strengths, Weaknesses, Opportunities, and Threats (SWOT) Analysis	30
4.11	Suggestion to Overcome Weaknesses	32
4.12	Risk Assessment and Mitigation Strategies	33
5.	**Future Plans – 2024**	**36**
6.	**Constraints – 2024**	**38**
7.	**Student & Staff Details**	**41**
7.1	Student Demographics and Enrolment	41
7.2	Student Performance	43
7.3	Staff Recognition and Human Resource Development	45
7.4	New Courses Commenced	51
7.5	Foreign Fellowships and Scholarships received for Professional Development	51
7.6	Research, Publications, and Awards	53
7.7	Knowledge Dissemination Programmes for the General Public	55
7.8	Academic and Administrative Staff Registered for Postgraduate Degrees (Local & Foreign)	58

7.9	National and International Awards received by the University in 2024	59
7.10	Total Capital Investment for 2024	61
7.11	Financial Progress (Expenditure)	61
7.12	Financial Progress (General Income)	61
7.13	Financial Performance Analysis	61
8.	**Faculties & Postgraduate Institutes**	**63**
8.1	Faculty of Agriculture	63
8.2	Faculty of Allied Health Sciences	64
8.3	Faculty of Arts	65
8.4	Faculty of Dental Sciences	66
8.5	Faculty of Engineering	67
8.6	Faculty of Management	68
8.7	Faculty of Medicine	69
8.8	Faculty of Science	70
8.9	Faculty of Veterinary Medicine & Animal Science	71
8.10	Postgraduate Institute of Agriculture (PGIA)	72
8.11	Postgraduate Institute of Humanities & Social Sciences (PGIHS)	73
8.12	Postgraduate Institute of Medical Science (PGIMS)	74
8.13	Postgraduate Institute of Science (PGIS)	75
9.	**Financial Performance**	**76**
10.	**Report of the Audit & Management Committee**	**79**
11.	**Financial Statements (for the year ended 31st December 2024)**	**82**
11.1	Statutory Report	83
11.2	Statement of the Financial Position	87
11.3	Statement of the Financial Performance	89
11.4	Statement of Changes in Equity	90
11.5	Cash Flow Statement	91
11.6	Accounting Policies and Disclosures	92
11.7	Notes to the Financial Statements	110
12.	**Auditor General's Report - 2024**	**124**

OUR VISION

The University of Peradeniya's Vision is to provide a uniquely transformative experience for its students, staff and partners, whilst serving the public through producing and implementing innovative research and outreach programmers that are anchored in its founding values and principles.

In order to achieve this Vision, the University of Peradeniya strives to be:

- unparalleled in providing a range of innovative and appropriate learning and teaching Programmes, including professional certification and outreach initiatives, that facilitate the transformation of talented students into thoughtful, and competent graduates who are socially-responsible, gender-sensitive, environmentally conscious and altruistic
- noteworthy for its service to the general public, the nation, region and wider global community as an outstanding higher education institution
- inspired in its research quality and impact, including through learning from indigenous and local communities, and for the international reputation earned by its staff and alumni, who are also productively engaged in nourishing the aspirations, cultures and values of society
- qualitatively innovative in its sustained support for and empowerment of students and community members to successfully participate in the educational, cultural and social life of the University and thereby contribute to equitable and sustainable global development
- unmatched in depth and mutuality of its partnerships with all key stakeholders to enhance the relevance and contribution of the education, training, certification, research, scholarship and dissemination of knowledge that it undertakes in order to fulfill national goals and maintain core values and principles
- excellent in achieving and sustaining stakeholder satisfaction and learning outcomes comparable to the best universities in the world.

OUR MISSION

The mission of the University of Peradeniya is to contribute to national, regional and global society through the pursuit of education, learning and research, and the dissemination of knowledge at the highest international levels of excellence.

GOALS & OBJECTIVES

GOAL	OBJECTIVES	
1. Ensure quality and relevance of undergraduate and postgraduate programmes complying with national and international standards	1.1	To become the most sought-after higher education institution, attracting and enrolling the best performing A/L qualified students (national and international)
	1.2	To develop student competencies needed to bridge the gap between employer expectations and undergraduate skills through outcome-based education
	1.3	To upgrade undergraduate and postgraduate study programmes to meet national and international quality standards
	1.4	To increase the employability of undergraduates
	1.5	To Increase the quality and relevance of the postgraduate study programmes
2. Enhance opportunities for education by ensuring postgraduate and continuing education programmes being more flexible, accessible, innovative and open	2.1	To enhance demand and enrolment of local and foreign students to postgraduate programmes
	2.2	To broaden the scope and enhance quality of distance and continuing educational and training programmes and services to meet national and regional needs, and national and international standards
3. Enhance capacity for innovative research, scholarly work and partnerships targeting knowledge creation and socio-economic development with global impact and visibility	3.1	To establish a conducive environment for high quality research, scholarly work and innovation
	3.2	To promote national and international collaboration for research, student training and exchange of staff
	3.3	To facilitate multidisciplinary research programmes
4. Strengthen administrative and financial management within a sustainable good governance framework	4.1	To improve efficiency and effectiveness of existing administrative and financial framework and system
	4.2	To develop monitoring, evaluation and reporting systems relevant to administrative and financial matters
	4.3	To develop accountability and transparency in financial administration
	4.4	To encourage generation of funds by different entities
5. Upgrade learning, working and living environment conducive for high-quality academic pursuits, professional development and productivity	5.1	To encourage students and staff to engage in all aspects of the University life
	5.2	To enhance staff profile
	5.3	To strengthen and upgrade residential facilities, welfare services and programmes for students and staff
	5.4	To provide a safe and secure working environment in the university
	5.5	To improve the efficiency of the services to maintain the infrastructure of the University
	5.6	To adopt the concept of a "green environment" while maintaining the historical and landscape features of the University
	5.7	To optimize the digital and physical learning and working environment to be in par with global advances and challenges
6. Enhance capacity and range of outreach engagements	6.1	To improve quality, sustainability and the range of services offered to community by the University
	6.2	To enhance interaction with the wider community
	6.3	To share expertise and human and physical resources with external stakeholders for mutual benefit
	6.4	To align with national policy frameworks and actions

MESSAGE FROM THE

VICE-CHANCELLOR

Prof. Terrence Madhujith
Vice-Chancellor

"With great pride and gratitude, I present the University of Peradeniya's Annual Report for 2024, highlighting a year of academic excellence, research innovation, and impactful collaborations, reaffirming our commitment to growth and community engagement.

The year 2024 has been a period of growth for both the country and our university, as we continue to navigate economic challenges and political uncertainties. Despite these obstacles, the University of Peradeniya remained steadfast in its commitment to academic excellence, advancing strategic initiatives to strengthen immediate and long-term prospects.

The University of Peradeniya experienced a transformative year marked by significant leadership changes, with a new Vice-Chancellor and Deputy Vice-Chancellor appointed in August and September, respectively. Furthermore, the faculties of Agriculture, Dental Sciences, Engineering, Medicine, and Veterinary Medicine & Animal Sciences welcomed new deans during the year under review, while the Dean of the Faculty of Arts was reappointed.

The University initiated several constructions approved under the Centenary Development Project. As part of a sustainable initiative, the installation of solar power generation units commenced, alongside upgrades to network facilities and the renovation of the Lady Hill Guest House. The establishment of a Multi-Disciplinary Research Centre with a Laboratory Service Centre was launched to facilitate research. Renovation work on several student canteens and hostels also commenced to improve student welfare.

The Mahawamsa Palm Leaf Manuscript, housed in the University of Peradeniya's Main Library, was declared a UNESCO World Heritage in July 2024. Additionally, the year featured the Vice-Chancellor's Lecture Series, various student engagement initiatives, and collaborations with international institutions, including visits from esteemed foreign delegates.

Reflecting on a year of accomplishments, I extend my heartfelt appreciation to our faculty, staff, students, alumni, industry partners, and global collaborators for their contributions to the University of Peradeniya's success this year.

Looking ahead, we remain steadfast in our mission to uphold academic integrity, foster innovation, and serve as a beacon of knowledge for generations to come.

Prof. Terrence Madhujith
Vice-Chancellor

UNIVERSITY TOP MANAGEMENT

Left to Right :

Front Row :

Prof. R.G.S.C. Rajapaksha (**Dean – Faculty of Science**), Prof. M.D.M.L.D.K. Yatawara (**Dean – Faculty of Allied Health Sciences**), Prof. Terrence Madhujith (**Vice-Chancellor**), Prof. B.M.H.S.K. Banneheka (**Dean – Faculty of Dental Sciences**), Prof. R.W. Pallegama (**Deputy Vice-Chancellor**), Prof. P.S.K. Nanayakkara (**Dean – Faculty of Medicine**).

Back Row:

Dr. E.M.P.C.S. Ekanayake (**Dean – Faculty of Arts**), Prof. H.M.T.G.A. Pitawala (**Director – Postgraduate Institute of Science**), Mr. A.M.N.B. Arampath (**Bursar**), Mr. R. Maheshwaran (**Librarian**), Mr. E.M.G.M.B. Ekanayake (**Acting Registrar**), Prof. D.K.N.G. Pushpakumara (**Director – Postgraduate Institute of Agriculture**), Prof. S.D. Dharmaratne (**Director – Postgraduate Institute of Medical Sciences**), Prof. B.G.L.T. Samaranayake (**Dean – Faculty of Engineering**), Dr. A.W. Kalupahana (**Dean – Faculty of Veterinary Medicine & Animal Science**), Prof. B.C. Jayawardena (**Dean – Faculty of Agriculture**), Prof. R.H. Kuruppuge (**Dean – Faculty of Management**), Prof. P.P.A.W. Athukorala (**Director – Postgraduate Institute of Humanities & Social Sciences**).

ORGANIZATION CHART - UNIVERSITY OF PERADENIYA

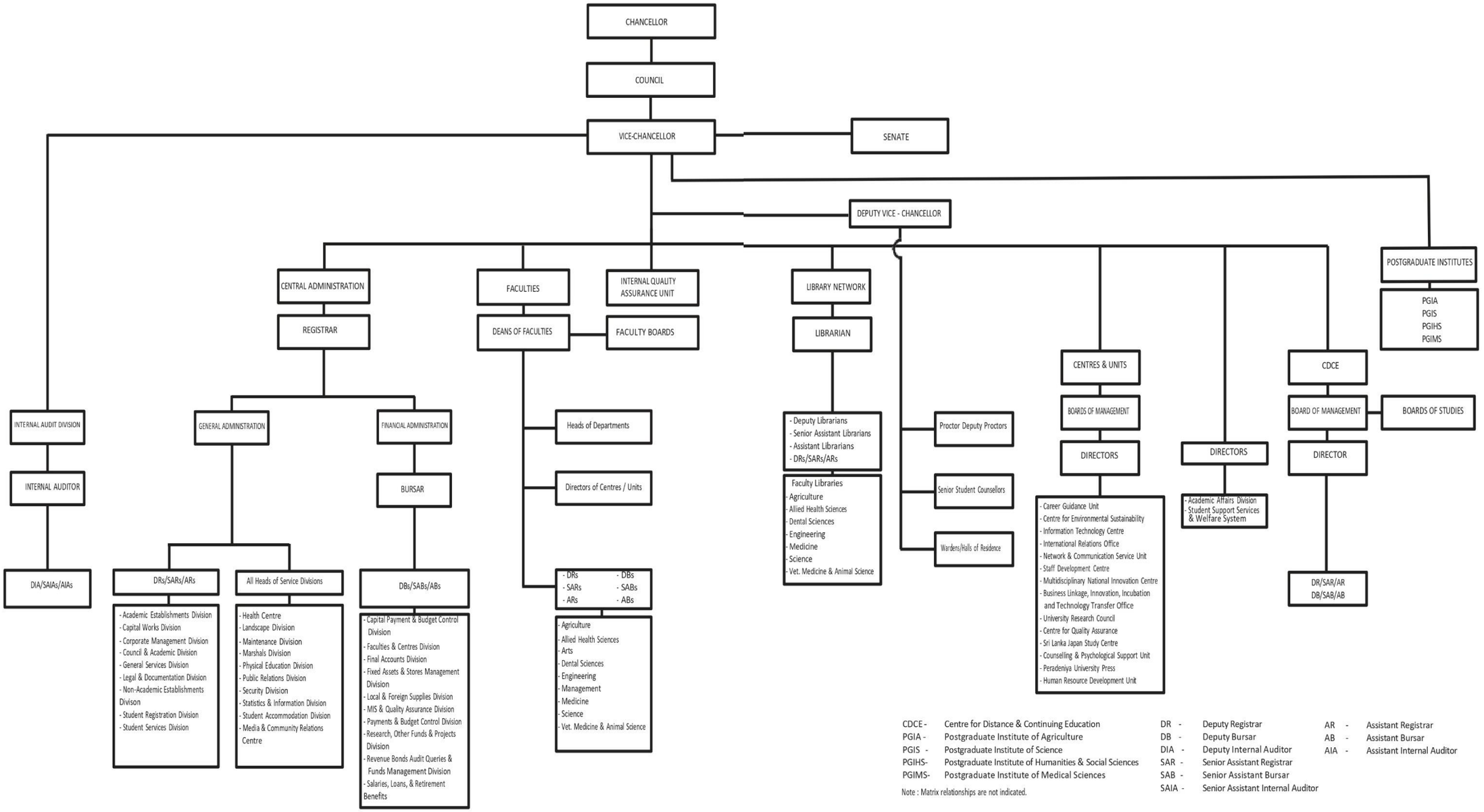

CDCE -	Centre for Distance & Continuing Education	DR -	Deputy Registrar	AR -	Assistant Registrar
PGIA -	Postgraduate Institute of Agriculture	DB -	Deputy Bursar	AB -	Assistant Bursar
PGIS -	Postgraduate Institute of Science	DIA -	Deputy Internal Auditor	AIA -	Assistant Internal Auditor
PGIHS-	Postgraduate Institute of Humanities & Social Sciences	SAR -	Senior Assistant Registrar		
PGIMS-	Postgraduate Institute of Medical Sciences	SAB -	Senior Assistant Bursar		
		SAIA -	Senior Assistant Internal Auditor		

Note : Matrix relationships are not indicated.

1. Introduction

Overview

The University of Peradeniya stands as a testament to Sri Lanka's commitment to academic excellence and research innovation. Established in 1942 as the nation's first university, it has evolved into a distinguished institution of higher learning, consistently ranking among the top universities in Sri Lanka.

Historical Background

The University's origins trace back to the establishment of the University of Ceylon in Colombo in 1942, which initially included the Faculty of Arts. A significant milestone occurred in 1952 when this Faculty was relocated to Peradeniya, marking the formal founding of the University of Ceylon at Peradeniya. Situated a mere eight kilometers from the scenic city of Kandy, the expansive 775-hectare campus offers a serene and inspiring environment conducive to both learning and research.

Academic Expansion

Over the past eight decades, the University of Peradeniya has experienced substantial growth in both scale and academic rigor. Today, the institution encompasses nine diverse Faculties, four affiliated Postgraduate Institutes (PGIs), and a Centre for Distance & Continuing Education. These academic units cover a comprehensive range of disciplines, including Agriculture, Allied Health Sciences, Arts, Dental Sciences, Engineering, Management, Medicine, Science, and Veterinary Medicine & Animal Science. The University offers 62 undergraduate programmes spanning SLQF levels 5 and 6, alongside a wide spectrum of postgraduate programmes from SLQF levels 7 to 12, delivered by PGIs, Faculties, and Higher Degree Committees or PG Units.

Support Services

Central to its academic mission, the University of Peradeniya is dedicated to providing comprehensive support services for its students and staff. Under the central administration, key support systems are in place to ensure a conducive learning and working environment, facilitating learning, research, and overall personal and professional development.

Centres and Units

Complementing these primary support services, the University has established various centres, units, and divisions to further enhance student and staff welfare, promote core and extra-curricular activities, and align with national educational objectives. These include the Career Guidance Unit (CGU), Business Linkage, Innovation, Incubation and Technology Transfer Office (BLII-TTO), Centre for Quality Assurance (CQA), Staff Development Centre (SDC), Centre for the Study of Human Rights (CSHR), and International Relations Office (InRO). The newly established Human Resource Development Unit (HRDU) plays a crucial role in developing and implementing human resource development programmes for the University's staff, encompassing training, development, recruitment, and retention initiatives.

Academic Excellence and Reputation

The University of Peradeniya holds immense pride in its rich history and unwavering commitment to academic excellence. Its dedication to quality assurance, international recognition, and a culture of innovation has earned it a reputation for producing top-tier graduates in Sri Lanka. The University remains at the forefront of higher education in the country, with a strong emphasis on its academic and research programmes, as well as the well-being of its students and staff. This commitment solidifies its position as a leading national and international institution, continuously shaping the landscape of higher education in Sri Lanka.

This Annual Report 2024 of the University of Peradeniya highlights the institution's significant achievements in academic excellence, research innovation, student and staff welfare, and internationalization, underscoring its commitment to providing a world-class education and conducting impactful research for the benefit of society.

2. Governance and Leadership Structure

The University of Peradeniya operates under the provisions of the Universities Act No. 16 of 1978 and the Universities (Amendment) Act No. 7 of 1985. Its governance structure is designed to ensure effective decision-making, academic excellence, and administrative efficiency.

University Authorities

The key governing bodies of the University are:

- Council – The chief executive and governing authority.
- Senate – The academic authority responsible for academic matters.
- Faculty Boards – The faculty-level governing bodies managing academic and administrative affairs within each faculty.

University Leadership

The Vice-Chancellor is the principal executive officer, responsible for implementing policies and ensuring institutional development. The Deputy Vice-Chancellor assists in overseeing academic and administrative functions. Each faculty is led by a Dean, while key administrative responsibilities are managed by the Registrar, Bursar, Librarian, and Directors of Postgraduate Institutes. The University Council consists of the Vice-Chancellor, Deputy Vice-Chancellor, Deans, two Senate representatives, and members appointed by the University Grants Commission (UGC).

The Senate includes the Vice-Chancellor, Deputy Vice-Chancellor, Deans, Heads of Departments, Directors of Postgraduate Institutes, Professors, and faculty representatives.

Leadership Changes in 2024

In 2024, the University underwent significant leadership transitions:

- Prof. Terrence Madhujith assumed duties as the 23rd Vice-Chancellor on August 1, 2024.
- Prof. Ranjith Pallegama was appointed Deputy Vice-Chancellor on September 4, 2024.
- Prof. Shyama Banneheka was appointed Dean, Faculty of Dental Sciences on August 10, 2024.
- Prof. Saman Nanayakkara assumed duties as Dean, Faculty of Medicine on October 1, 2024.
- Prof. Barana Jayawardena was appointed Dean, Faculty of Agriculture on November 13, 2024.
- Dr. A.W. Kalupahana was appointed Dean, Faculty of Veterinary Medicine and Animal Science.
- Prof. Wasantha Athukorala was appointed Director, Postgraduate Institute of Humanities and Social Sciences.
- Prof. J.A.M.S. Jayatilake was appointed University Proctor.

2.1 University Council – 2024

The University Council is responsible for policy-making, governance, and administrative oversight. The Council for 2024 consists of the following members:

Current Council

Ex-officio Members:

Prof. Terrence Madhujith – Vice-Chancellor

Prof. R.W. Pallegama – Deputy Vice-Chancellor

Deans of Faculties:

Prof. B.C. Jayawardena
Dean/ Faculty of Agriculture

Dr. E.M.P.C.S. Ekanayake
Dean/ Faculty of Arts

Prof. B.G.L.T. Samaranayake
Dean/ Faculty of Engineering

Prof. P.S.K. Nanayakkara
Dean/ Faculty of Medicine

Dr. A.W. Kalupahana
Dean/ Faculty of Veterinary Medicine & Animal Science

Prof. M.D.M.L.D.K. Yatawara
Dean/ Faculty of Allied Health Sciences

Prof. B.M.H.S.K. Banneheka
Dean/ Faculty of Dental Sciences

Prof. R.H. Kuruppuge
Dean/ Faculty of Management

Prof. R.G.S.C. Rajapaksha
Dean/ Faculty of Science

Senate Nominees

Prof. D.D.K.S. Karunanayake

Prof. Pradeepa Bandaranayake

Members Appointed by the University Grants Commission

Prof. K. Gunawardena

Prof. Lakshman Dissanayake

Dr. D.M.D.V. Jayampathi

Most Ven. Niyangoda Wijithasiri

Mr. Samantha Ratwatte

Mr. Saliya Dharmawardane

Mr. E.M. Gamini Ekanayake

Prof. A.N. de S. Amaratunga

Prof. Siril Wijesundara

Dr. R.H.S. Samaratunga

Mr. G.S.J. Dissanayake

Mr. J.C. Warnakula

Mr. Mohan Weerakoon

Mrs. Nirodha S. Kalansooriya

Acting Registrar (Secretary)

Mr. E.M.G.M.B. Ekanayake

University Council and Senate Activities in 2024

The Council and Senate held regular meetings throughout the year to discuss governance, policy development, academic, administrative, and financial planning.

Meetings Held in 2024

Committee	No. of Meetings
University Council	14
Senate	11
Faculty Boards	
- Agriculture	10
- Allied Health Sciences	11
- Arts	13
- Dental Sciences	15
- Engineering	19
- Management	13
- Medicine	13
- Science	08
- Veterinary Medicine and Animal Science	11

The Council Subcommittees and Senate Subcommittees played a crucial role in managing academic and administrative matters, including policy oversight, financial management, student affairs, and faculty development.

Sustainability at the University

"There is no such thing as 'away'. When we throw anything away it must go somewhere."

-Annie Leonard, Proponent of Sustainability-

3. Sustainability at the University

Progress and Future Pathways

Achieving Sustainable Development Goals (SDGs)

The University of Peradeniya embeds sustainability at the heart of its mission, advancing environmental conservation, resource efficiency, and innovative development initiatives. As a premier academic institution in Sri Lanka, we integrate sustainability principles into our governance, operations, and academic Programmes, paving the way for a greener, more resilient future. In 2024, we further strengthened our commitment by establishing a Sustainability Committee, led by the Deputy Vice-Chancellor, to strategically guide our sustainability agenda. Additionally, the Centre for Environmental Sustainability (CES) plays a pivotal role in implementing forward-thinking policies and Programmes that advance our progress toward achieving the Sustainable Development Goals.

Key Sustainability Initiatives in 2024

Sustainability Governance
(SDG 16: Peace, Justice, and Strong Institutions)

The Sustainability Committee was formed to ensure a systematic and accountable approach to sustainability at the University. The committee's role includes developing policies, monitoring sustainability projects, and enhancing institutional capacity for environmental responsibility. This initiative aligns with the University's strategic commitment to sustainable practices, reinforcing its position as Sri Lanka's top-ranked university in the UI GreenMetric World University Ranking 2024.

Water Conservation
(SDG 6: Clean Water and Sanitation)

The University installed low-flow water fixtures in buildings and implemented rainwater harvesting systems to support landscaping and non-potable water needs. Awareness campaigns promoted responsible water consumption across the University community. The Physical Education Division introduced water conservation measures in sports facilities to further reduce water usage.

Energy and Carbon Footprint Reduction
(SDG 7: Affordable and Clean Energy, SDG 13: Climate Action)

The University expanded its solar energy capacity with a newly installed 1500 kWp solar power system, reducing reliance on fossil fuels (650 Mn.). Energy-efficient lighting and smart metering systems were implemented across faculties, alongside regular energy audits to optimize power consumption and minimize carbon emissions. The Solar Energy Research Centre (SERC) was established at the Faculty of Science to advance solar energy research and foster interdisciplinary collaboration.

As part of the Centenary Development Plan (CDP), the government allocated Rs. 500 Mn from the 2024 national budget, with Rs. 200 Mn earmarked for the

first phase of solar power installation, which is now 95% complete.

Waste Management and Recycling
(SDG 12: Responsible Consumption and Production)

The University has expanded its campus-wide recycling Programme to include plastic, paper, and electronic waste, promoting responsible waste management. A food waste reduction Programmes has been introduced in student cafeterias, alongside composting initiatives to minimize landfill contributions. The Centre for Environmental Sustainability (CES), in partnership with Ceylon Cold Stores, launched the PET Recycling Programme, equipping student societies with PET collection bins and offering financial incentives to encourage participation (0.7 Mn.).
To strengthen safe waste disposal and pollution control, a lightning protection system (1.03 Mn.) was installed at the Upper Hantana incinerator, and fencing around the facility was completed. Furthermore, the General Services Division (GSD) initiated the establishment of a chemical waste storage facility (1.1 Mn.), addressing a long-standing environmental and safety concern at the University.

Sustainable Transportation
(SDG 11: Sustainable Cities and Communities)

The University continues to promote bicycle-friendly infrastructure, pedestrian pathways,

and a carpooling Programme to reduce emissions and traffic congestion (USD0.5 Mn.). The University provides shuttle services to students and staff, reducing the number of vehicles on campus and promoting sustainable transportation. Discounted public transport passes are provided to students to encourage sustainable commuting.

Green Spaces and Biodiversity
(SDG 15: Life on Land)

Expanding green spaces remains a priority, with over 2,000 seedlings planted across 2 hectares as part of the Regreen Hantana Project, a collaboration involving the Forest Department, Commercial Bank, and the local community. Conservation Programmes for native plant species and biodiversity have been strengthened, and protected green zones have been maintained to enhance ecological balance.
The University spans 1,700 acres, and a significant milestone was achieved in December 2023 with the completion of the University boundary reopening process , conducted in collaboration with the Department of Survey (1.3 Mn.). As part of land management and conservation efforts, 90% of the University's land has been fenced, contributing to enhanced security, biodiversity protection, and environmental sustainability.

Collaborations and Research for Sustainability
(SDG 17: Partnerships for the Goals)

The University co-hosted the Sustainable Tourism Conference (NSTC 2024) in collaboration with the Department of Trade, Commerce & Tourism, Central Province, and the Department of Geography, University of Peradeniya. Additionally,

an agreement was signed with the Ministry of Environment to implement a LKR 5 million consultancy project focused on energy efficiency and safety standards in handling refrigerants. Another significant collaboration includes the CES-coordinated Memorandum of Understanding (MoU) between the Research Center for Eco Environmental Sciences (RCEES), Chinese Academy of Sciences (CAS), the Board of Investment (BOI) of Sri Lanka, and the University of Peradeniya to promote research and capacity building for green industrial parks (1.3 Mn.).

Sustainability Performance and Recognition (SDG 4: Quality Education, SDG 17: Partnerships for the Goals)

The University's efforts in sustainability have earned significant recognition in 2024. The University achieved 192nd place globally and 101st in Asia in the UI GreenMetric World University Rankings, affirming its commitment to environmental and social sustainability. Additionally, Professor T.M.W.J. Bandara from the Department of Physics was appointed as the Chairman of the Sri Lanka Sustainable Energy Authority (SLSEA) in recognition of his contributions to sustainable energy development.

Future Sustainability Goals

The University aims to:

- Increase renewable energy capacity by expanding solar panel installations (SDG 7, SDG 13).
- Establish a comprehensive waste management and zero-waste strategy (SDG 12).
- Develop a Sustainability Action Plan in line with national and global frameworks (SDG 16, SDG 17).
- Strengthen community engagement and partnerships for sustainability research and outreach (SDG 4, SDG 11).
- Expand Environmental Awareness Sessions and ISO 14001 training Programmes, benefiting 300+ students, professionals, and freelancers annually.
- Support the Eco-Entrepreneurship Programme, providing financial and advisory assistance for student startups focused on sustainability.

The University remains committed to embedding sustainability into its core operations and academic pursuits. Through strategic planning and dedicated governance, the University continues to lead by example in promoting environmental stewardship, resource efficiency, and social responsibility. The initiatives in 2024 serve as a foundation for future sustainability advancements, positioning the University as a national leader in sustainable higher education.

4. Review of University Activities – 2024

The University of Peradeniya was established in 1942 as the University of Ceylon in Colombo and relocated to its iconic Peradeniya campus in 1952. Spanning 775 hectares near the historic city of Kandy, the University is celebrated for its academic excellence, vibrant research culture, and unwavering commitment to innovation.

As of 2024, the University comprises nine faculties: Agriculture, Allied Health Sciences, Arts, Dental Sciences, Engineering, Management, Medicine, Science, and Veterinary Medicine & Animal Science. It is further enriched by four postgraduate institutes and the Centre for Distance and Continuing Education.

By the end of 2024, the University offered 62 undergraduate Programmes and 244 postgraduate degree Programmes across diverse disciplines. These Programmes were supported by specialized units and centres, including the Career Guidance Unit, the Centre for Quality Assurance, and the International Relations Office, all of which aim to foster success among students and staff.

Table 1: Faculties and Department of the University

Faculty of Agriculture	Department of Education
	Department of English
Department of Agricultural Biology	Department of English Language Teaching
Department of Agricultural Economics & Business Management	Department of Fine Arts
	Department of Geography
Department of Agricultural Engineering	Department of History
Department of Agricultural Extension	Department of Information Technology
Department of Animal Science	Department of Law
Department of Crop Science	Department of Philosophy
Department of Food Science & Technology	Department of Psychology
Department of Soil Science	Department of Political Science
	Department of Pali & Buddhist Studies
Faculty of Allied Health Sciences	Department of Sinhala
	Department of Sociology
Department of Medical Laboratory Science	Department of Tamil
Department of Nursing	
Department of Physiotherapy	**Faculty of Dental Sciences**
Department of Radiography/Radiotherapy	
Department of Pharmacy	Department of Basic Sciences
Department of Basic Sciences	Department of Community Dental Health
	Department of Comprehensive Oral Health Care
Faculty of Arts	Department of Oral Medicine & Periodontology
	Department of Oral Pathology
Department of Arabic & Islamic Civilization	Department of Prosthetic Dentistry
Department of Archaeology	Department of Restorative Dentistry
Department of Classical Languages	Department of Oral & Maxillofacial Surgery
Department of Economics & Statistics	

Faculty of Engineering
Department of Chemical & Process Engineering
Department of Civil Engineering
Department of Computer Engineering
Department of Electrical & Electronic Engineering
Department of Engineering Management
Department of Engineering Mathematics
Department of Mechanical Engineering
Department of Manufacturing & Industrial Engineering

Faculty of Management
Department of Business Finance
Department of Human Resource Management
Department of Management Studies
Department of Marketing Management
Department of Operations Management

Faculty of Medicine
Department of Anatomy
Department of Anaesthesiology and Critical Care
Department of Biochemistry
Department of Community Medicine
Department of Family Medicine
Department of Forensic Medicine
Department of Medical Education
Department of Medicine
Department of Microbiology
Department of Obstetrics & Gynecology
Department of Paediatrics
Department of Parasitology
Department of Pathology
Department of Pharmacology
Department of Physiology
Department of Psychiatry
Department of Radiology
Department of Surgery

Faculty of Science
Department of Botany
Department of Chemistry
Department of Environmental & Industrial Sciences
Department of Mathematics
Department of Geology
Department of Molecular Biology & Biotechnology
Department of Physics
Department of Statistics & Computer Science
Department of Zoology

Faculty of Veterinary Medicine & Animal Science
Department of Basic Veterinary Sciences
Department of Farm Animal Production & Health
Department of Veterinary Clinical Sciences
Department of Veterinary Pathobiology
Department of Veterinary Public Health & Pharmacology

At the end of 2024, the University had eighty-six (86) academic departments offering sixty-two (62) Bachelors degree Programmes to students selected by the University Grants Commission (UGC).

Table 2: Undergraduate Degree Programmes offered by the University

Agriculture	**Management**
BScHons (Agricultural Technology & Management)	BBAHons (Accounting and Finance)
BScHons (Animal Science and Fisheries)	BBAHons (Human Resource Management)
BScHons (Food Science & Technology)	BBAHons (Organizational Management)
Allied Health Sciences	BBAHons (Marketing Management)
Bachelor of Pharmacy Honours	BBAHons (Operations Management)
BScHons (Physiotherapy)	**Medicine**
BScHons (Radiography)	Bachelor of Medicine and Bachelor of Surgery
BScHons (Radiotherapy)	**Science**
BScHons (Nursing)	Bachelor of Science
BScHons (Medical Laboratory Science)	BScHons (Applied Sciences)
Arts	BScHons (Computation and Management)
Bachelor of Arts	BScHons (Statistics and Operations Research)
Bachelor of Laws	BScHons (Biology)
Bachelor of Commerce Honours	BScHons (Botany)
Bachelor of Education	BScHons (Chemistry)
Bachelor of Social Work Honours	BScHons (Computer Science)
BScHons (Geographical Information Science)	BScHons (Environmental Science)
BAHons (Arabic Studies)	BScHons (Geology)
BAHons (Archaeology)	BScHons (Molecular Biology and Biotechnology)
BAHons (Greek & Roman Studies)	BScHons (Mathematics)
BAHons (Economics)	BScHons (Physics)
BAHons (English)	BScHons (Statistics)
BAHons (Fine Arts)	BScHons (Zoology)
BAHons (Geography)	BScHons (Data Science)
BAHons (History)	BScHons (Microbiology)
BAHons (Pali Studies)	BScHons (Biomedical Science)
BAHons (Buddhist Studies)	**Veterinary Medicine & Animal Science**
BAHons (Philosophy)	Bachelor of Veterinary Science
BAHons (Psychology)	**Centre for Centre for Distance & Continuing Education (CDCE)**
BAHons (Political Science)	
BAHons (Sinhala Language, Literature & Culture)	Bachelor of Arts External Degree Programme
BAHons (Sociology)	Bachelor of Business Administration Programme
BAHons (Tamil)	
BAHons (Sanskrit)	
BAHons (Islamic Studies)	
Dental Sciences	
Bachelor of Dental Surgery	
Engineering	
Bachelor of the Science of Engineering Honours	

4.1 Expanded Opportunities for University Education

Alumni Engagement and Vision for the Future

On 27 February 2024, a landmark gathering of distinguished alumni of the University of Peradeniya convened at the Sri Lanka Institute of Development Administration (SLIDA). Led by Chancellor Prof. G.H. Peiris, the event aimed to shape the future of the University by expanding educational opportunities.

The Vice-Chancellor presented the Centenary Development Plan, outlining a vision for the University's growth by 2042. Key focus areas included diversifying revenue streams, enhancing financial management, and aligning academic initiatives with global educational trends. Prominent alumni, including Dr. Palitha Abeykoon and Mr. Nishan Dissanayake, emphasized the role of alumni networks and cross-sector collaborations. Notable proposals included establishing accredited laboratories and strengthening alumni relations to enhance educational outreach. The event also highlighted the need for infrastructure improvements to support the increasing student population.

Undergraduate Admissions and Enrolment

In 2024, the University of Peradeniya expanded access to higher education while maintaining academic excellence. Students were admitted from both the 2022/23 and 2023/24 intakes through the University Grants Commission (UGC) for diverse undergraduate Programmes across nine faculties. Out of the agreed intake of 3,970 students, 3,925 were enrolled, with 3,917 currently pursuing their studies, indicating a strong retention rate.

Additionally, admission of students to the Faculties of Engineering and Medicine based on the 2023 G.C.E. Advanced Level (A/L) results within a few weeks of the UGC's release of cut-off marks marked a significant milestone. Below is the faculty-wise breakdown of student admissions for 2024:

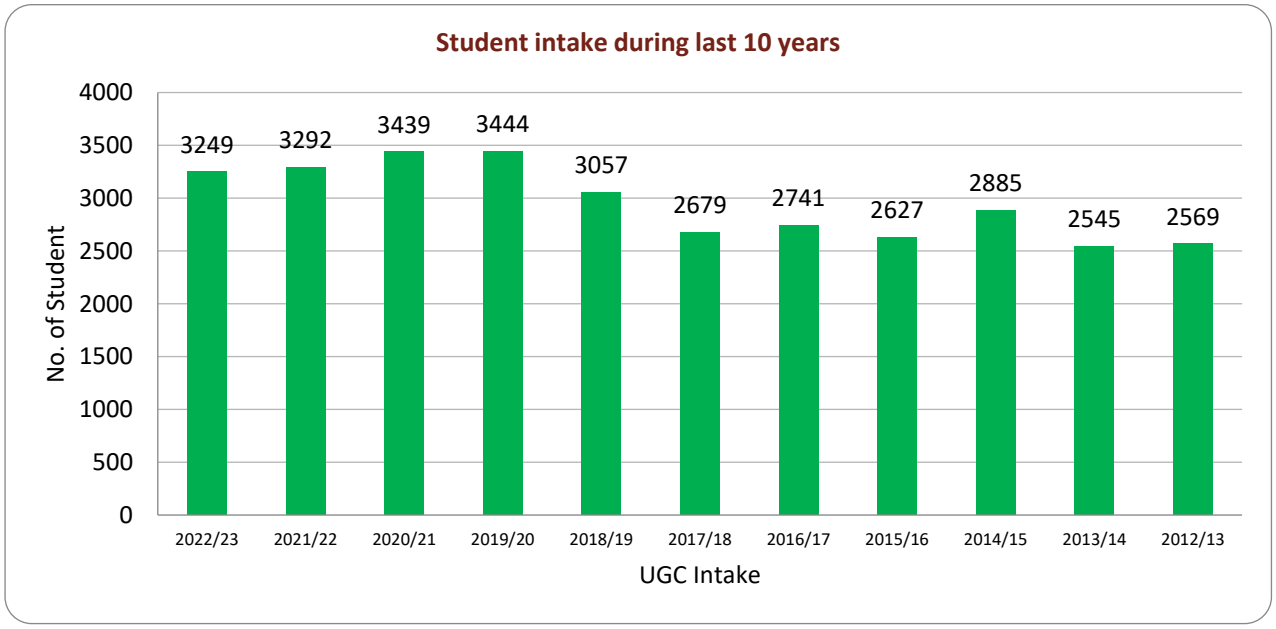

Faculty	Programme of Study	Year of Intake	Date of Admission	Agreed Intake	No. of Students Registered	No. of Students Currently Enrolled
Agriculture	BScHons (Agriculture Tech. & Mgt)	2022/23	08.01.2024	221	193	193
	BScHons (Animal Sci. & Fisheries)	2022/23	08.01.2024	74	49	49
	BScHons (Food Sci. & Tech.)	2022/23	08.01.2024	60	39	39
AHS	BScHons (MLS)	2022/23	25.07.2024	35	34	34
	BScHons (Nursing)	2022/23	25.07.2024	55	55	55
	BPharm	2022/23	25.07.2024	40	30	30
	BScHons (Physiotherapy)	2022/23	25.07.2024	51	37	37
	BScHons (Radiography)	2022/23	25.07.2024	68	52	52
Arts	BA	2022/23	09.08.2024 10.08.2024	806	949	949
	LLB	2022/23	10.08.2024	70	70	70
	BScHons (GIS))	2022/23	10.08.2024	75	72	72
	BSc (Social Work)	2022/23	10.08.2024	51	51	51
Dental	BDS	2022/23	07.02.2024	100	90	90
Engineering	BScEngHons	2022/23	24.04.2024	455	453	453
		2023/24	14.10.2024	455	453	453
Management	BBAHons	2022/23	14.02.2024	190	201	195
Medicine	MBBS	2023/24	06.11.2024	225	237	237
		2022/23	30.01.2024	235	234	234
Science	BSc (Biological Science)	2022/23	30.07.2024	215	181	181
	BSc (Physical Science)	2022/23	30.07.2024	280	261	261
	BSc (SOR)	2022/23	30.07.2024	79	77	77
Vet. Medicine	BVSc	2021/22	01.01.2024	130	107	105
Total				**3,970**	**3,925**	**3,917**

Expanding Access through Distance Education

The Centre for Distance and Continuing Education (CDCE) continued to provide inclusive and accessible education in Sinhala, Tamil, and English. In 2024, 701 new students enrolled, bringing the total number of students registered to 2,303. Key highlights included the graduation of over 1,500 students and the launch of a TVEC-certified course in Photography and Video Production.

New Educational Offerings and Accreditation

A major milestone was the accreditation of the Information Technology Centre as a registered TVEC institute, enabling it to offer NVQ Level 4 courses. The introduction of a TVEC-certified Photography and Video Production course reflects the university's commitment to industry-aligned education.

Postgraduate Education Expansion

The University continues to be a leading center for postgraduate education, offering a diverse range of Master's, MPhil, and PhD Programmes through its faculties and postgraduate institutes. In 2024, the University admitted 1,105 postgraduate students across six faculties and four postgraduate institutes, further strengthening its role in advanced academic research and professional development.

Strengthening Education and Research: Key Developments

The University made significant advancements in academic Programmes, curriculum enhancements, and research initiatives in 2024.

Several new degree Programmes, curriculum revisions, and an interdisciplinary research centre were approved by the Senate and Council to align with evolving industry needs and global education standards. The key Senate-approved academic developments are summarized below:

Table 3: Summary of Senate-Approved Academic Reforms in 2024

Category	Faculty/Unit	Programme/Initiative	Senate Approval Date	Council Approval Date
New Undergraduate Programmes	Management	BSc Honours in Business Analytics	18.09.2024	30.11.2024
	Management	BBA Honours in Operations Management, Organizational Management, Human Resource Management, Accounting and Finance, Marketing Management	18.09.2024	30.11.2024
New Postgraduate Programmes	Management	MPhil and PhD Programmes	17.04.2024	31.08.2024
	Medicine	Postgraduate Diploma in Forensic Medicine	18.12.2024	-
Curriculum Enhancements	Engineering	Addition of new technical elective courses in Mechanical Engineering	21.02.2024	30.03.2024
	Engineering	Replacement of five courses in Mechatronics Track	18.09.2024	30.11.2024
	Engineering	Introduction of CO549 – Computational Bioengineering elective	20.11.2024	-
	Engineering	Four new technical elective courses (Engineering Mathematics)	23.10.2024	30.11.2024
	Engineering	Two elective courses in Civil Engineering Specialization	18.09.2024	30.11.2024
	Veterinary Medicine & Animal Science	Revisions to Second, Third, and Fourth-year BVSc courses	20.03.2024	27.04.2024
Curriculum Enhancements	Agriculture	Revised SCC 1005 (Basic Laboratory Skills) course	20.03.2024	27.04.2024
	Arts	Amendment to subject schedule – LLB Degree (8th Semester)	20.03.2024	27.04.2024
	Science	New course in BSc/BSc (Hons.) Botany curriculum	18.12.2024	-

Table 3: Summary of Senate-Approved Academic Reforms in 2024 (Continued)

Category	Faculty/Unit	Programme/Initiative	Senate Approval Date	Council Approval Date
New Research Centres	Science	Solar Energy Research Center (SERC)	20.03.2024	27.04.2024
	University Research Council	University Centre for Multidisciplinary AI Research	14.08.2024	28.09.2024
	Dental Sciences	Centre for Forensic Odontology	14.08.2024	28.09.2024
	Allied Health Sciences	Centre for Healthcare Studies (CFHS)	20.11.2024	-
Enhancements in Academic Records	Allied Health Sciences	Revised academic transcript format for MPhil & PhD Programmes	20.11.2024	-
	Allied Health Sciences	New transcript & certificate for Diploma in Movement Science & Injury Prevention	20.03.2024	27.04.2024
	Allied Health Sciences	Revised transcript template for MSc & Masters Programmes	20.11.2024	-
Expansion of Postgraduate Studies	PGIA	Establishment of Jaffna & Middle East branches of PGIA	18.09.2024	30.11.2024
	PGIA	Establishment of a Board of Study in Multidisciplinary Studies	20.11.2024	-
Career Readiness Programmes	Career Guidance Unit	Certificate in Personal and Social Skills Development	20.11.2024	-
	Career Guidance Unit	Advanced Certificate in Career and Professional Skills Development	20.11.2024	-

4.2 Achievements and Recognitions

In 2024, the University achieved significant milestones, both in terms of academic performance and recognition for its contributions to society and global heritage. These accomplishments reflect the university's continued commitment to excellence across diverse domains.

Graduate Employability

The University of Peradeniya remains committed to producing highly skilled and employable graduates across diverse disciplines. The Graduate Employability Survey 2024, conducted at the 2024 Convocation, assesses employment outcomes within 6 months after graduation, providing valuable insights into the transition of graduates into the workforce.

The data highlights strong employability rates in professional fields such as Medicine (96%), Dental Sciences (92%), and Veterinary Medicine (96%), reflecting high demand in these specialized sectors. Engineering (86%) and Allied Health Sciences (88%) also maintain competitive employment rates, demonstrating the need for industry-relevant training.

With an overall employability rate of 71%, the University continues to strengthen career readiness Programmes, industry collaborations, and skill development initiatives to further enhance graduate

employability. The table below presents the faculty-wise employability rate based on the responses received from graduates.

Faculty	No. of Responses	No. of Employed	Employability Rate
Agriculture	139	96	69%
Allied Health Sciences (AHS)	109	96	88%
Arts	695	340	49%
Dental Sciences	60	55	92%
Engineering	298	257	86%
Management	160	132	83%
Medicine	158	152	96%
Science	379	271	72%
Vet. Medicine	80	77	96%
Total	**2078**	**1476**	**71%**

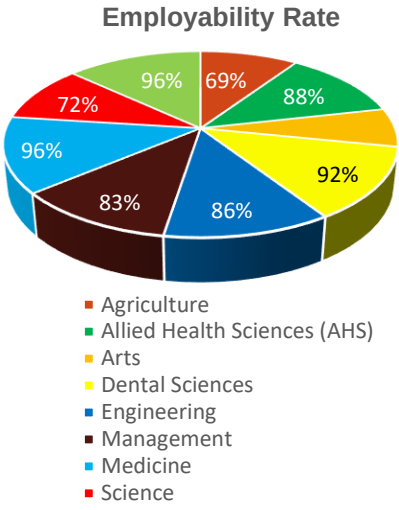

85th Annual General Convocation – A Celebration of Excellence

The University of Peradeniya proudly hosted its 85th General Convocation on August 21–22, 2024, at the university gymnasium, marking a significant milestone in the academic journey of 3,784 graduands from nine faculties and four postgraduate institutes. At the event, Chancellor Prof. G.H. Peiris conferred 2,710 undergraduate degrees and 1,074 postgraduate degrees, celebrating the outstanding academic achievements of students across all disciplines. A key highlight of the convocation was the awarding of honorary doctorates to six distinguished individuals for their remarkable contributions in fields such as Dental Sciences, Engineering, Arts, and Science, further underscoring the University's commitment to academic excellence and national development.

University of Peradeniya's Mahavamsa Ola Leaf Manuscript Earns UNESCO Recognition

In 2024, the Mahavamsa Ola leaf manuscript, housed in the Main Library of the University of Peradeniya, received international recognition through its inscription on UNESCO's Memory of the World (MoW) International Register. This prestigious recognition affirms the manuscript as one of the most historically and culturally significant documents of Sri Lanka. The University received an official certificate from UNESCO, underscoring the manuscript's value to global heritage. This accolade not only reflects the university's commitment to the preservation of invaluable cultural assets but also bolsters its international standing.

4.3 International and National Awards & Recognitions

International Awards and Recognitions

- Prof. M.H.F. Sakeena (Faculty of Allied Health Sciences) was recognized as the Top Scholar in Pharmacy by the University of Sydney, Australia.

- Seven members of the University of Peradeniya were included in the prestigious, Stanford University's "World's Top 2% Scientists" list based on career-long citation impact and the 2023 citation index, recognizing their contributions to global research:

Faculty	Name
Engineering	Prof. J.B. Ekanayake
Medicine	Prof. N. Senanayake
Science	Late Prof. C.B. Dissanayake
Medicine	Prof. S.A.M. Kularathna
Engineering	Prof. S.A.H.A. Suraweera
Medicine	Prof. S.D. Dharmaratne
Agriculture	Prof. R.P.N.P. Rajapaksha

National Awards and Recognitions:

- Prof. Roshan Ragel was awarded the Gold Medal for Computing at the National Educator Awards (NEA) 2024, recognizing his exceptional contributions to research, education, and national development.

- Prof. Ruwan Jayasinghe received the Gold Award for Excellent Contribution to Education at the National Educator Awards 2024.

- Dr. M.C.M. Nasvi and Professor P.B.R. Dissanayake received the SUSRED Award from the National Science Foundation (NSF), Sri Lanka, for their research on sustainable materials in alkali activated binders.

- Prof. R.L.R. Chandrajith (Department of Geology) received an award from the Sri Lanka Council for Agricultural Research Policy (SLCARP) for Excellence in Agricultural Research.

- Dr. Gayani Nawarathna (Faculty of Dental Sciences) won the Best Oral Research Presentation award for her research on the effects of L-theanine-caffeine on selective attention in sleep-deprived young adults.

- Mr. D.D. Buddheen Perera won the Best Presenter Award at the UNI-IN ALLIANCE Research Symposium 2024 for his work on neutron activation analysis in Portland cement.

- Mr. Dinith Mayadunna won the IEEE SL Chips Challenge Examination 2024, serving as the national selection for the International Microelectronics Olympiad in Armenia.

- Mr. W.M.T.B. Wijesuriya received the Best Presenter Award at the 5th Annual International Research Conference on Advancements in Sciences and Humanities (SICASH) 2024, for his paper on optimization models in vegetable processing.

Student Achievements

- Faculty of Medicine Debating Team won the Championship at the CFPS Law School Debate competition.

- The University of Peradeniya secured the Runner-Up position in the English category at the Inter-University Human Rights Debates.

- Engineering Achievements at Techno 2024:
  - Champions of the Inter-University Glider Competition.
  - Received the Silver Award for the University Stall for Outstanding Engineering Projects.
  - Secured 1st Runner-Up position at the Best Marketing Campaign.

- Huawei Seeds for the Future Programme: Praveen Sumanasekara from the Department of Electrical and Electronic Engineering was selected for this prestigious international initiative.

- Best Undergraduate Project: Students of the E17 batch of the Department of Electrical and Electronic Engineering earned the Eng. E.W. Karunarathne Award for their innovative biomedical radar project, which enables contactless detection of breathing and heart rate.

- Karate Representation: M.R.P.R.P. Rathnaweera from the Faculty of Agriculture represented Sri Lanka at the 8th South Asian Karate Championship.

- Migara Ratnatunga Trust Awards: Three students from the Department of Computer Engineering were recognized for excellence in industrial training.

Staff Performance - Long Service Awards Ceremony

The Long Service Awards Ceremony, held on January 1, 2024, recognized the dedication and commitment of 34 employees. Among them, one employee was honored for completing 40 years of service, 10 employees for 35 years, 19 employees for 30 years, and four employees for 25 years of service.
In addition to recognizing staff members for their years of service, the University also measures staff performance through the following indicators:

- Successful completion of academic, administrative, and research duties.
- Contribution to institutional goals, including quality assurance and student support.
- Participation in professional development and training programmes.
- Efficiency and commitment demonstrated through punctuality, innovation, and teamwork.
- Performance evaluations conducted at the divisional and faculty levels, including nominations for performance-based awards.

4.4 Action Plan and the Strategic Management Plan

Action Plan- 2024

An online system was implemented to facilitate the development of the 2024 Action Plan, enabling all entities to complete their tasks efficiently and within the designated deadline. The plan received official approval at the 537th Council meeting held on December 23, 2023.

Strategic Plan 2022-2026

The Strategic Plan 2022-2026 outlines 6 goals, key objectives and activities for guiding the University's future development, was officially approved at the 518th Council meeting held on July 30, 2022.

Centenary Development Plan (UoP-2042)

As the University nears its centennial milestone in 2042, the Centenary Development Plan (CDP) was developed to steer long-term growth and institutional excellence. Aligned with the existing Strategic Plan, the CDP aims to foster a sustainable, inclusive, and resilient higher education system in line with the 2030 Agenda for Sustainable Development.

The importance of these initiatives was highlighted in the 2024 National Budget Speech by His Excellency the President, who also serves as the Minister of Finance. An initial allocation of LKR 500 million was earmarked from the national budget to support detailed planning and key activities in 2024, under the supervision of the Ministry of Higher Education.

Key Projects under CDP and Progress in 2024.

Table 4: Key Projects and Progress in 2024 as of 31st December 2024

Project	Key Activities	Allocation (Rs. Mn)	Progress	Cumulative Expenditure (Rs.Mn.)
Greener University Initiative – Solar Power (Phase 1)	Installation of 1500 kWp solar power units	200	100% completed	124.63
Upgrading Network Infrastructure – Faculty of Arts	Installation of fiber cables, network switches, and security systems	100	100% completed	25.53
Renovation of Lady Hill Guest House	Roof repairs, timber replacements, structural reinforcements	50	100% completed	37.8
Establishment of a Multi-disciplinary Research Centre	Roof truss installation, concrete works	100	100% completed	45.19
Modernization of Student Canteens	Upgrading of eight student canteens to improve dining facilities	50	100% completed	8.1

With the CDP in implementation, the University of Peradeniya is laying a strong foundation for academic and infrastructural advancements, ensuring a progressive and sustainable future as it moves towards its centennial year.

4.5 Capital Investments

Capital Works Projects Awarded in 2024

In 2024, the University awarded four major projects with a total investment of Rs. 290.77 million, covering research infrastructure, student facilities, and building renovations.

Table 5: Capital Works Projects Awarded in 2024

Contract No.	Project Name	Awarded Value (Rs.)
CW/CON/2024/1513	Establishment of a Multi-Disciplinary Research Center with a High-Tech Laboratory, Faculty of Medicine	111,706,570.30
CW/CON/2024/1510	Modernization of Student Canteens	27,429,155.69
CW/CON/2024/1516	Renovation of Lady Hill Guest House	142,582,763.00
CW/CON/2021/1463	Renovation of Vacated Chemical Engineering Building for Civil Engineering Department	9,052,069.20
Total		**290,770,558.19**

Ongoing Capital and Rehabilitation Projects

The University is currently undertaking two major capital projects with a combined investment of Rs. 453.21 million, focusing on research infrastructure and Faculty of Engineering expansion.

Table 6: Ongoing Capital Projects

Ongoing Rehabilitation Projects

Contract No.	Project Name	Awarded Value (Rs.)
CW/CON/2016/1265	Extension to the Department of Electrical & Electronic Engineering Building	341,506,670.40
CW/CON/2024/1513	Multi-Disciplinary Research Center with High-Tech Laboratory, Faculty of Medicine	111,706,570.30
Total		**453,213,240.70**

In addition to new capital projects, the University has invested Rs. 203.61 million in rehabilitation and renovation works to improve academic and student facilities.

Table 7: Ongoing Rehabilitation Projects

Contract No	Name of the Project	Awarded value (Rs.)
CW/CON/2021/1458	Outstanding Works for the Second Floor Auditorium, Geology Building	15,997,550.00
CW/CON/2020/1441	Water Tank Tower at Mahailluppallama Sub-Campus	8,545,295.00
CW/CON/2021/1463	Renovation of Vacated Chemical Engineering Building for Civil Engineering Department	9,052,069.20
CW/CON/2024/1510	Modernization of Student Canteens	27,429,155.69
CW/CON/2024/1516	Renovation of Lady Hill Guest House	142,582,763.00
Total		**203,606,832.89**

Capital Infrastructure Development (2020–2024)

Over the past five years, the University has undertaken multiple large-scale infrastructure projects, with investments exceeding Rs. 667 million in research centers, faculty buildings, and student facilities.

Table 8: Capital Infrastructure Development (2020–2024)

Project	Value (Rs. Million)	Status (As of 31st December 2024)
Extension to the Electrical & Electronic Engineering Building	341.51	93% Physical Progress
Extension to Manufacturing & Industrial Engineering Building	127.88	Project Terminated (49.1% Progress)
Multi-Disciplinary Research Center, Faculty of Medicine	111.71	26% Physical Progress
Extension to Molecular Biology & Biotechnology Building	79.54	Completed (100%)
New Canteen Building for Meewathura Hostel	7.10	19% Physical Progress

Other Capital Projects

Human Capital Development Projects	Government Grant (Rs.000)	Internal Income (Rs.000)	Total (Rs.000)
Diploma, Graduate and Postgraduate Studies	2,000		2,000
Job Oriented Training Programme	2,000	5,000	7,000
Staff Training Workshops	1,500	5,000	6,500
Skill Development Programme for Academic and Non-Academic Staff to improve online & Virtual Teaching Programme	2,500	10,000	12,500
Career Guidance Workshop	1,250		1,250
Capacity Building Programme for Academic, Non Academic & other Technical Staff	4,750	5,000	9,750
Other	1,000		1,000
Total	**15,000**	**25,000**	**40,000**

Research & Development	Government Grant (Rs.000)	Internal Income (Rs.000)	Total (Rs.000)
University Research Grant	10,000	30,000	40,000
University Research Council	10,000	30,000	40,000
Student Research Grant	2,500	7,500	10,000
Lecture Probationary Research	2,500	7,500	10,000
Total	**25,000**	**75,000**	**100,000**

Campus Infrastructure and Facility Enhancements

In addition to major capital projects, significant efforts were undertaken in 2024 to enhance campus security, upgrade digital infrastructure, and improve facility management. The University boundary reopening process was successfully completed in December 2023 in collaboration with the Department of Survey, marking a key milestone in securing University lands. Additionally, 90% of the University's land fencing was completed, reinforcing campus security and protection.

To strengthen digital connectivity, the University implemented seven network projects valued at Rs. 179 million, significantly improving its digital infrastructure. Recognizing the need for enhanced accommodation facilities, a renovation plan for the University guest houses was initiated, aiming to provide better lodging for academic guests and visitors.

4.6 Innovation, Industry Collaboration, and Technology Transfer

The Business Linkage, Innovation, Incubation, and Technology Transfer Office (BLII-TTO) played a pivotal role in fostering research commercialization, industry partnerships, and entrepreneurial development in 2024. Through strategic initiatives, the University strengthened its engagement with industry, enhanced intellectual property protection, and supported startup growth.

Patent and Innovation Commercialization

- Filed a Patent Cooperation Treaty (PCT) application for an advanced communication device.
- Facilitated four Non-Disclosure Agreements (NDAs) with industry partners.
- Signed a licensing agreement with Lakhdanavi Pvt Ltd for an Inverter and Power Control System, generating Rs. 50,000 as licensing fee and securing 2.5% royalty on net revenue.

Industry and Strategic Partnerships

- Engaged with Kiyota Coffee Co., Megha Caring Pvt Ltd, and Lankem Ceylon PLC for technology commercialization.
- Established collaborations with A. Baurs & Co. and Celogen Pharma Pvt Ltd to support industrial research.
- Signed an MoU with TRACE Expert City for the development of the University of Peradeniya Science Park (UPSP).
- Partnered with JICA and Japanese industry players for research and incubation initiatives.

Entrepreneurial and Ecosystem Development

- Conducted 24 workshops and training sessions, including a three-day patent webinar and a 3D printing workshop.
- Organized 13 startup-focused activities and supported 37 startups through pre-acceleration Programmes.
- Hosted the Entrepreneur Support Programme (Colombo Conference) to strengthen the startup ecosystem.

Infrastructure and Policy Enhancements

- Submitted a financial proposal for the establishment of the Pera Innovation Park in collaboration with JRDC & TRACE.
- Initiated the development of a custom software platform to automate technology licensing and management.

Establishment of the Multidisciplinary Research Centre (MDRC)

To strengthen interdisciplinary research and innovation, the University established the Multidisciplinary Research Centre (MDRC) for Health-Science Research in 2024. While significant progress has been made in faculty and departmental research, the MDRC aims to bridge translational and applied research by bringing together multiple disciplines.

The MDRC integrates expertise from the Faculties of Medicine, Dental Sciences, and Allied Health Sciences, with additional contributions from Veterinary Medicine, Science, Agriculture, Arts, and Management. The Centre fosters collaborative research through enhanced resource-sharing, coordination, and innovation in human health sciences. With a student body exceeding 18,000 and an academic and non-academic staff of over 3,000, the MDRC is well-positioned to drive cutting-edge research and industry collaborations in health sciences.

Research Initiatives

The University offers three research degrees, Master of Science (with a major component of research), Master of Philosophy (MPhil) and Doctor of Philosophy (PhD) through four postgraduate institutes and nine faculties. In 2024, the University received Rs. 19.8 million from external funding agencies and in addition, the University funded research projects of Academic Staff through the Senate Research Committee (SRC). Multidisciplinary Research Grants were awarded to seventeen (17) academic staff members of the University in 2024.

Table 9: Details of Patents in 2024

Faculty	Department	Collaborating Partners	Name of the Patent	Patent Application Number
Science	Botany	Prof. Nadeesh M. Adassooriya, Mr. N.H. Madanayake, & Mr. R. Thakuria,	Macronutrient Biostimulant Agents and the Process of Manufacturing	LK/P/1/23024
	Chemistry	Prof. Priyanka de Silva	Development of Novel Larvicidal Agent from Combined Plant Extracts Encapsulated in Chitosan Nanoparticles to Control Larvae of Dengue Vector Mosquitoes, *Aedes Aegypti* and Aedes Albopictus	LK/P/1/22797
	Geology	D. Chandrarathne, Prof. N.W.B Balasooriya, P. Manthilka and A. Pitawala	A Synthesis of Nano-Fluorapatites and Its Derivatives	LK/P/1/22795
		J. Bandara, Prof. N.W.B., Balasooriya, Prof. Rohana Chandrajith	A Fabrication of Iron Oxide and Graphite Oxide Coated Sand Composite for Enhancing the Performance of Sand Filters	
Engineering	Chemical and Process Engineering	Prof. Nadeesh M. Adassooriya	Macronutrient Biostimulant Agent and the Process of Manufacturing	LK/P/1/23024
			Intelligent Energy Dispatch Scheduling System for Non-Electric Utility Plants	LK/P/1/23030
Agriculture	Soil Science	Prof. Warshi Shamila Dandeniya	Phosphate Solubilizing Bacteria Based Solid Biofertilizer Formulation for Integrated Nutrient Management in Crop Production	LK/P/1/23233

4.7 Quality Assurance

The Centre for Quality Assurance (CQA) at the University plays a pivotal role in maintaining academic excellence through internal and external quality assurance mechanisms. In 2024, CQA implemented key initiatives aimed at enhancing education quality, governance, and institutional development.

Key Developments and Policy Enhancements

- The University revised the Internal Quality Assurance System by-laws, reducing the required quorum for IQAC meetings to ensure timely decision-making.
- Policies on Gender Equity and Equality, Work-Based Learning, Lost or Damaged Library Materials, and Institutional Repository were developed and updated.

Programme Reviews and Institutional Review Action Plan

- Programme Review Success: The Bachelor of Laws (LLB) degree Programme of the Faculty of Arts achieved an "A" grade with an 80.1% score.
- Institutional Review (IR) Implementation: Following the 2023 Institutional Review, the University developed an entity-level action plan, aligning it with recommendations for continuous improvement.
- External reviews for postgraduate Programmes were scheduled for 2025.

Training and Capacity Building

- Workshops & Training: CQA conducted multiple training sessions on curriculum development, Programme review processes, and Standard Operating Procedure (SOP) development.
- Internal Programme Review (IPR): A training programme was held to equip internal

reviewers with necessary skills for conducting faculty-level quality assessments.

Quality Assurance in Administrative and Financial Sectors

- IQAC Expansion: The University established new IQACs for financial and general administration, ensuring quality improvement in non-academic divisions.
- Monitoring & Evaluation: Performance scorecards for IQACs were revised, and an annual review mechanism was introduced to track progress in quality assurance initiatives.

Global Rankings and Recognition

The University demonstrated strong performance in multiple prestigious global rankings in 2024, reaffirming its status as a leading institution in Sri Lanka.

International University Rankings – 2024

The University maintained its competitive standing across major global ranking systems:

Ranking System	Sri Lanka Rank	Asia Rank	World Rank
Times Higher Education University Rankings	2	NA	1001-1200
Times Higher Education Impact Rankings	1	93	601-800
U.S. News & World Report University Rankings	1	360	1121
QS University Rankings	2	350	1201-1400
Webometrics Ranking of World Universities	2	696	2016
UI GreenMetric World University Rankings	1	101	192

Internationalization



"A lot of people think international relations is like a game of chess. But it's not a game of chess, where people sit quietly, thinking out their strategy, taking their time between moves. It's more like a game of billiards, with a bunch of balls clustered together."

-Madeleine Albright-

4.8 Internationalization

In 2024, the University made remarkable strides in expanding its international collaborations, strengthening its global presence through strategic partnerships and diplomatic engagements. The university hosted several high-profile visits, including delegations from Shandong University of Science and Technology (China), Utsunomiya University (Japan), and representatives from the U.S.-Sri Lanka Fulbright Commission. The visit of the Canadian High Commissioner also led to the initiation of joint celebrations and further strengthened academic and cultural ties between the two nations.

Furthering its commitment to academic exchange, the university facilitated discussions with the Higher Education Commission of Pakistan to establish a Center of Asian Civilization and Culture. This initiative aims to promote cross-border academic collaboration in research, education, and cultural preservation. Additionally, partnerships with institutions such as GLA University (India) paved the way for potential academic Programmes, while the JICA Chair Programmes in collaboration with Japanese institutions contributed to knowledge-sharing and capacity-building efforts.

Moreover, industry linkages were reinforced through collaborations with the Kanagawa Information Services Industry Association (Japan), offering students opportunities for job placements and training in the Japanese IT sector. These efforts collectively highlight the university's dedication to fostering a globally engaged academic environment, enhancing research opportunities, and providing students and faculty with expanded access to international education and professional development.

Strengthening Sri Lanka-Japan Academic and Research Collaboration

The Sri Lanka-Japan Study Center (SLJSC) of the University of Peradeniya played a crucial role in fostering academic and research collaborations between Sri Lanka and Japan. One of the center's flagship Programmes, the JICA Chair Programmes, successfully concluded its 2023 cycle in February 2024, with over 500 participants receiving certification. Supported by the Japan International Cooperation Agency (JICA), the programmes featured lectures on Japan's modernization journey delivered by renowned Japanese and Sri Lankan scholars. Additionally, the fourth consecutive JICA Chair Programmes (2024 cycle) commenced in October 2024, further strengthening academic discourse on Japan's economic growth and technological advancements.

Academic Partnerships and Student Opportunities

SLJSC actively facilitated international student exchange and scholarship Programmes. Two students from the University of Peradeniya (one undergraduate and one postgraduate) were selected for the JENESYS Scholarship Programme, a fully funded academic visit to Japan. The center also played a pivotal role in signing a Letter of Intent between the Postgraduate Unit of Management (PGUM) and the International University of Japan (IUJ), paving the way for future research and exchange collaborations.

Conferences and Research Collaborations

SLJSC successfully organized the Sri Lanka-Japan Collaborative Research Conference (SLJCR) 2024, bringing together experts in animal sciences, agriculture, humanities, social sciences, and technology. The center also hosted academic exchanges with Niigata University and facilitated career and study awareness Programmes such as the Japan Career Promotion Programmes (JETRO) and Webinar on Study Opportunities in Japan.

Table 10: MoUs Signed in 2024

University/ Faculty/ Department	Scope	Signatory Institutions	Purpose of MoU	Country
Crop Science/ Faculty of Agriculture	National	UoP and Utech Technologies (Pvt) Ltd.	Establishment of an IoT-based field monitoring system at the Faculty of Agriculture (Meewathura) for teaching and research.	Sri Lanka
Faculty of Medicine	International	Royal Government of Bhutan	Enrollment of Bhutanese students for the MBBS Degree Programme.	Bhutan
Department of Geology	International	Institute of Geology and Geophysics, Chinese Academy of Sciences	Research collaboration, student-staff exchange	China
Centre for Aquatic Animal Disease Diagnosis and Research (CAADDR), Faculty of Veterinary Medicine and Animal Science	International	The Association of Commonwealth Universities	Opportunity for six Sri Lankan students to pursue an MPhil degree at UoP under the theme 'Sustainable Seafood' (Health Management of Shrimp).	United Kingdom
Faculty of Management	National	SquareHub (Pvt) Ltd. and UoP	Establishing a long-term constructive dialogue among students to enhance academic excellence and entrepreneurial orientation.	
Faculty of Engineering	National	John Keells Holdings PLC and UoP	Collaboration in data science and data analytics, with OCTAVE consulting and supporting selected UoP departments.	
Business Linkage, Innovation, Incubatio and Technology Transfer Office (BLLITTO)	National	Kiyota Coffee and UoP	Commercialization of 'PeraBuzz' Carbonated Coffee Drink.	
Faculty of Agriculture	National	International Water Management Institute and UoP	Fund transfer mechanism for the FRESH project under WorldVeg.	
BLLITTO	National	Hemas Manufacturing (Pvt) Ltd. and UoP	Establishment of a long-term collaborative relationship for mutual benefits.	
BLLITTO	National	Lankem Ceylon and UoP	Development of phosphate-solubilizing bacteria-based solid biofertilizer for integrated nutrient management.	
BLLITTO	National	Me-Gha Caring (Pvt) Ltd.	Collaboration on herbal formulation for treating candidiasis and biodegradable wound dressing with natural product-based biopolymeric nanofibers. wound dressing with natural products incorporated in biopolymeric nanofibers.	

Table 10: MoUs Signed in 2024 (Continued)

University/ Faculty/ Department	Scope	Signatory Institutions	Purpose of MoU	Country
Postgraduate Institute of Humanities and Social Sciences (PGIHS)	International	University of South-Eastern Norway	Exchange of students and staff under the Erasmus+ Programme.	Norway
Sri Lanka-Japan Study Centre, UoP	International		conducting certificate course on japans modernization JICA Chair programme	
Centre for Environmental Sustainability	International	Seed of Peace (a non-profit organization supported by the U.S. Department of State)	Training and capacity-building initiatives.	United State

Table 11: Information on International Staff Visits

Year	Number of International Staff Visits
2024	**150**
2023	145
2022	31
2021	12

Table 12: National/International Conferences Organized and Hosted in 2024

Conferences/Programmes	Organized by	Date of Held
National		
Improving Air Quality in Lower-Middle Income Countries: Monitoring, Modeling, and Pollution Control	Department of Basic Sciences, Faculty of Allied Health Sciences	4th July 2024
Dental Undergraduates Research Symposium (Sturesy 2024)	Faculty Research Committee, Faculty of Dental Sciences	30th November 2024
RESCON	Postgraduate Institute of Science (PGIS)	1st November 2024
Annual Congress	Postgraduate Institute of Agriculture (PGIA)	22nd November 2024
PeMSARC - 2024	Faculty of Medicine	30th July 2024
Research Congress - 2024	Postgraduate Institute of Humanities and Social Sciences (PGIHS)	19th December 2024
1st National Sustainable Tourism Conference	Department of Trade, Commerce & Tourism, Central Province, in collaboration with the Department of Geography,	17th December 2024
International		
Ninth International Symposium on Water Quality and Human Health	Postgraduate Institute of Science (PGIS)	23rd -24th August 2024
iPURSE - 2024	University Research Council	29th - 30th August 2024
International Conference on Dance Studies: Movement Rhizome	Department of Fine Arts, PGIHS, Randolph College (USA), ICTMD Sri Lanka National Committee	17th -18th February 2024
JICA Chair Programme	SLJSC	4th December 2024

Table 13: International Partnerships/Links and Collaborations in 2024

Partner Name	Country	Type of Partnership	Start Date	Key Activities	Outcomes
China University of Geosciences, Wuhan, China	China	Research	2024.01.01	Research in Geoscience	MoU under progress
School of Earth System Science (SESS), Tianjin University, China	China	Research	2024.01.01	Research in Geoscience	MoU under progress
Indian Institute of Technology Indore	India	Research	2024.01.01	Research	MoU under progress
Institute of Geology and Geophysics, Chinese Academy of Sciences	China	Research	2024.01.01	Research	MoU signed in October, 2024

4.9 University Academics Taking on National Leadership Roles

Prof. T.M.W.J. Bandara Assumes Chairmanship of the Sri Lanka Sustainable Energy Authority

Prof. T.M.W.J. Bandara of the Department of Physics, Faculty of Science, has been appointed the Chairman of the Sri Lanka Sustainable Energy Authority (SLSEA). With his leadership, SLSEA is expected to drive national efforts in renewable energy, energy efficiency, and sustainable development.

Prof. Thilak Hewawasam Appointed Chairman of the Central Environmental Authority (CEA)

Prof. Thilak Hewawasam has been named Chairman of the Central Environmental Authority (CEA). His commitment to environmental sustainability and conservation will help shape strategic policies on pollution control, environmental education, and resource management.

Prof. R.S. Dharmakeerthi Assumes Leadership of the Sri Lanka Council for Agricultural Research Policy (SLCARP)

Prof. R.S. Dharmakeerthi from the Department of Soil Science, Faculty of Agriculture, has been appointed Chairman of the Sri Lanka Council for Agricultural Research Policy (SLCARP). His extensive background in soil fertility and nutrient management will strengthen agricultural research and innovation across Sri Lanka.

Prof. B.D. Rohitha Prasantha Assumes Leadership at the National Institute of Post-Harvest Management (NIPHM)

Prof. B.D. Rohitha Prasantha, from the Department of Food Science and Technology, Faculty of Agriculture, has been appointed as Chairman of the National Institute of Post-Harvest Management (NIPHM), Anuradhapura. His expertise in post-harvest technology will be instrumental in reducing post-harvest losses and improving food sustainability.

Prof. W.A.J.M. De Costa Appointed Chairman of the Tea Research Board

Prof. W.A.J.M. De Costa has taken over as Chairman of the Tea Research Board, which oversees the Tea Research Institute (TRI) of Sri Lanka. With his background in plant ecophysiology, he is expected to contribute significantly to tea research and the sustainability of Sri Lanka's tea industry.

4.10 SWOT

The University of Peradeniya has conducted a SWOT analysis across all faculties and postgraduate institutes (PGIs) to assess its internal capabilities and external challenges. The findings guide the strategic direction of the University to strengthen institutional performance, mitigate risks, and leverage growth opportunities.

Strengths

- A well-resourced, well-structured, and progressive state University with a time-tested administrative management system.
- Competent and internationally recognized staff with multidisciplinary expertise across nine faculties and four PG institutes.
- Diverse range of undergraduate and postgraduate study programmes with well-structured curricula catering to national and international needs.
- Time-tested curriculum approval process ensures the inclusion of modern principles and approaches to curricula.
- Availability of state funds for wages, maintenance, and some capital works.
- Legacy and international/local reputation as the oldest university in the country with a multicultural and multilingual learning & living atmosphere.
- Availability of comprehensive infrastructural facilities for learning, research, and physical expansion due to the availability of land.
- Well-established academic mentoring system, health care system, and student counseling, and proctorial system.
- Availability of world-ranked experts and considerable physical resources to attract research grants and collaborations.
- A supportive alumni association with locally and internationally reputed alumni holding influential positions in society

Weaknesses

- Inadequate physical facilities, resources, and finance in some entities, including accommodation.
- Limited generated funds and high dependency on state funds.
- A considerable number of young academic staff who need further training, development, and international exposure and research experience.
- Lack of a performance appraisal system and an incentive or recognition mechanism to reward for good performance of staff.
- Inadequate publicity on available programmes, resources, and expertise.
- Inadequate e-learning facilities and Wi-Fi coverage, limited use of LMS, and minimal incorporation of blended/online learning activities.
- Limited proficiency among majority of students in using English as a working language.
- Limited digitization, digital archiving, and automation of processes.
- Inadequate tracer/employability studies and integration of findings into new curriculum development.
- Inadequate support and facilities for foreign students/scholars/researchers, and the absence of a comprehensive program to attract foreign students.

ANALYSIS

Opportunities

- Strategic location of the University for attracting entrepreneurial opportunities
- High acceptance of qualifications from the University of Peradeniya (the Peradeniya brand)
- Increasing demand for graduates in certain disciplines of the University
- Increasing demand for fee-levying programmes and services
- Increasing demand for high-quality higher education in certain sectors
- Post-Covid online era and increased demand for online and distance learning
- Increase willingness among parents and students to invest in education
- Enthusiasm of reputed foreign institutions to collaborates with the University in research/study programmes/innovations/training opportunities/exchange programmes
- Greater participation of women in socio-economic activities
- Growth of the country's service sector (pre-Covid) and potential collaborations with local industry for mutual benefits in education and inventions

O

Threats

- Reduced state funding for higher education
- Expansion of private higher education institutes and new state universities
- Decreasing demand for graduates of in certain disciplines
- Limitations in the 47-year-old Universities Act to support administrative requirements
- Better opportunities/packages/wages outside the University system, making recruitment and retention of qualified staff difficult
- Ongoing economic challenges in the country with weak economic growth, high inflation, poverty, and parents' inability to support students
- Political unrest and external political influence disrupting student community & university decision making, often driven by vested interests
- Rising graduate unemployment and underemployment, with increase preference for non-graduates and training on the job; Growing demand for narrowly focused technical skills Over broad academic knowledge
- High costs related to the use of IT/data/online services
- Emerging negative public perception of state universities/study programmes, especially among young male students.

T

4.11 Suggestions to Overcome Weaknesses

Weakness	Suggestion to Overcome Weakness
Inadequate physical facilities, resources, and finance for some entities, including accommodation.	• Develop funding proposals (external donors, alumni, PPP) for infrastructure and accommodation improvements • Utilize earned funds for infrastructure development.
Limited generated funds and high dependency on state funds.	• Expand fee-levying programmes (undergraduate, postgraduate, professional, consultancy, short courses, research) • Increase foreign student intake.
Presence of a considerable number of young academic staff who need further training, development, and international exposure and research experience.	• Strengthen staff development programmes by offering scholarships, fellowships, and international exchange opportunities • Establish mandatory research training schemes for early-career academics. • Utilize MoUs and other linkage programmes to increase training opportunities.
Absence of a proper performance appraisal system for the staff and a rewarding/appreciation system to provide incentives for good performance.	• Implement a performance management system with annual appraisals for non-academic staff (already developed and approved). • Introduce a performance appraisal framework for academic staff that recognises excellence in teaching, research, administration, and service.
Inadequate publicity on available programmes, resources, and expertise.	• Establish a dedicated communications and marketing unit to improve digital presence, publish success stories, advertise academic programmes, and showcase research outputs regularly. • Launch updated websites containing comprehensive information. • Actively promote programmes and achievements through social media platforms.
Inadequate e-learning facilities and Wi-Fi, limited usage of LMS, and limited incorporation of blended/online learning activities.	• Upgrade ICT infrastructure and improve campus-wide Wi-Fi. • Provide comprehensive LMS training for academic staff and students. • Encourage and incorporate blended learning components into curricula.
The inability of a majority of students to use English as a working language.	• Strengthen English Language Teaching Units (ELTUs) and priorities English enhancement programmes in early academic years. • Conduct staff training programmes in English through the Staff Development Centre (SDC). • Encourage English-medium co-curricular activities. Improve English language instruction through the Department of English Language Teaching and curriculum integration.
Limited digitization, digital archives, and automation.	• Prioritize the digitization of administrative, academic, and research resources • Develop centralized digital repositories and automate routine functions to improve operational efficiency.
Inadequate tracer/employability studies and integration of findings to new curricula development.	• Conduct regular (e.g., biennial) graduate tracer surveys. • Use survey findings to inform curriculum revisions via Faculty Boards and Curriculum Review Committees. • Strengthen alumni engagement to facilitate these studies.
Inadequate support and facilities for foreign students/scholars/researchers, absence of a good programme to attract foreign students.	• Strengthen the International Relations Office to provide support for foreign students/scholars. • Develop and promote English-medium academic programmes targeting international students. • Enhance the university's global visibility through international collaborations and outreach.

4.12 Risk Assessment and Mitigation Strategies

Risk	Description	Mitigating Activities	Source
Fire Safety Risks	Fire hazards in laboratories, teaching hospitals, and library facilities pose a severe risk to lives, critical infrastructure, and rare academic materials.	Update fire safety systems, install and refill extinguishers, ensure compliance with fire codes, and increase fire drills and training.	General, Faculties, Library, Divisions
Theft and Vandalism	Risk of financial loss, emotional distress, and loss of valuable research materials and rare artefacts.	Install CCTV surveillance, implement access control systems, secure high-value assets, and increase security patrols.	General, Faculties, Security Division, Library
Cybersecurity Risks (Data Breaches, Malware, Hacking)	Cyber threats can compromise university data, disrupt online learning, and lead to financial losses.	Implement firewalls, antivirus software, encrypted data storage, conduct regular cybersecurity audits, and provide IT staff training.	IT Division, Library IT Units of Faculties
Laboratory Accidents (Chemical Spills, Fires, Explosions)	High risk of injuries, property damage, and environmental contamination.	Ensure strict safety protocols, provide PPE, conduct regular safety audits, and train staff/students.	Faculty Labs
Occupational Safety (Laboratories & Maintenance Work)	Risk of injuries due to handling hazardous chemicals and machinery.	Provide PPE, conduct safety training, and establish emergency response protocols.	Faculty Labs
Transmission of Bloodborne Infections (Dental & Medical Fields)	Risk of cross-infection in clinical practice.	Strengthen infection control protocols, provide Hepatitis B vaccinations, and conduct routine safety training.	Faculties of Dental Sciences, Medicine, Teaching Hospital
Disruption of Clinical Services & Academic Programmes	Water shortages, power failures, and infrastructure damage impact patient care and teaching.	Upgrade water supply systems, replace outdated infrastructure, and ensure generator backup for critical units.	Faculties
Disposal of Chemical & Clinical Hazardous Waste	Improper disposal can cause environmental contamination and health risks.	Strengthen waste management systems, upgrade incinerators, and implement monitoring procedures.	Waste Management Unit, Faculty of Medicine
Inadequate Hostel Facilities & Student Welfare Challenges	Shortage of hostels and poor maintenance affect student safety and well-being.	Implement renovation projects, explore additional funding, and increase repair frequency.	Student Services Division, Finance Division
Financial Constraints & Budget Cuts	Limited funding impacts infrastructure expansion, research projects, and student support services.	Secure alternative funding, prioritize urgent projects, and advocate for higher education policy reforms.	Finance Division

4.12 Risk Assessment and Mitigation Strategies (Continued)

Risk	Description	Mitigating Activities	Source
Limited IT Infrastructure & Course Offerings	Outdated IT infrastructure and lack of course diversification affect academic competitiveness.	Upgrade IT facilities, launch Bachelor of Information Technology Programmes, and convert IT Centre into a School of Computing.	IT Centre, Academic Affairs Division
Legal Risks (Bond Violations, Delayed Investigations)	Failure to recover funds and slow legal processes cause financial and administrative inefficiencies.	Digitalize legal records, expedite investigations, and enforce stricter contract compliance.	Legal Division
Limited Research & Innovation Funding	Lack of funding for commercialization of research impacts academic progress and industry partnerships.	Establish industry collaborations and seek government and private sector funding.	Faculties, BLII-TTO, URC
Student Violence & Campus Safety	Safety threats to students and staff due to unrest and inadequate crisis management.	Conduct conflict resolution training and improve campus security measures.	Security Division, Student Services Division
Environmental Contamination & Unhealthy Working Conditions	Poor sanitation and pollution from university waste impact public health and faculty operations.	Outsource sanitation services, conduct public awareness Programmes, and monitor faculty facilities.	Faculties
Accessibility Barriers for Students with Disabilities (SWDs)	Lack of accessibility in key buildings limits academic opportunities for students with disabilities.	Install ramps, upgrade facilities, and ensure compliance with accessibility standards.	SNRC, Infrastructure Division

Future Plans

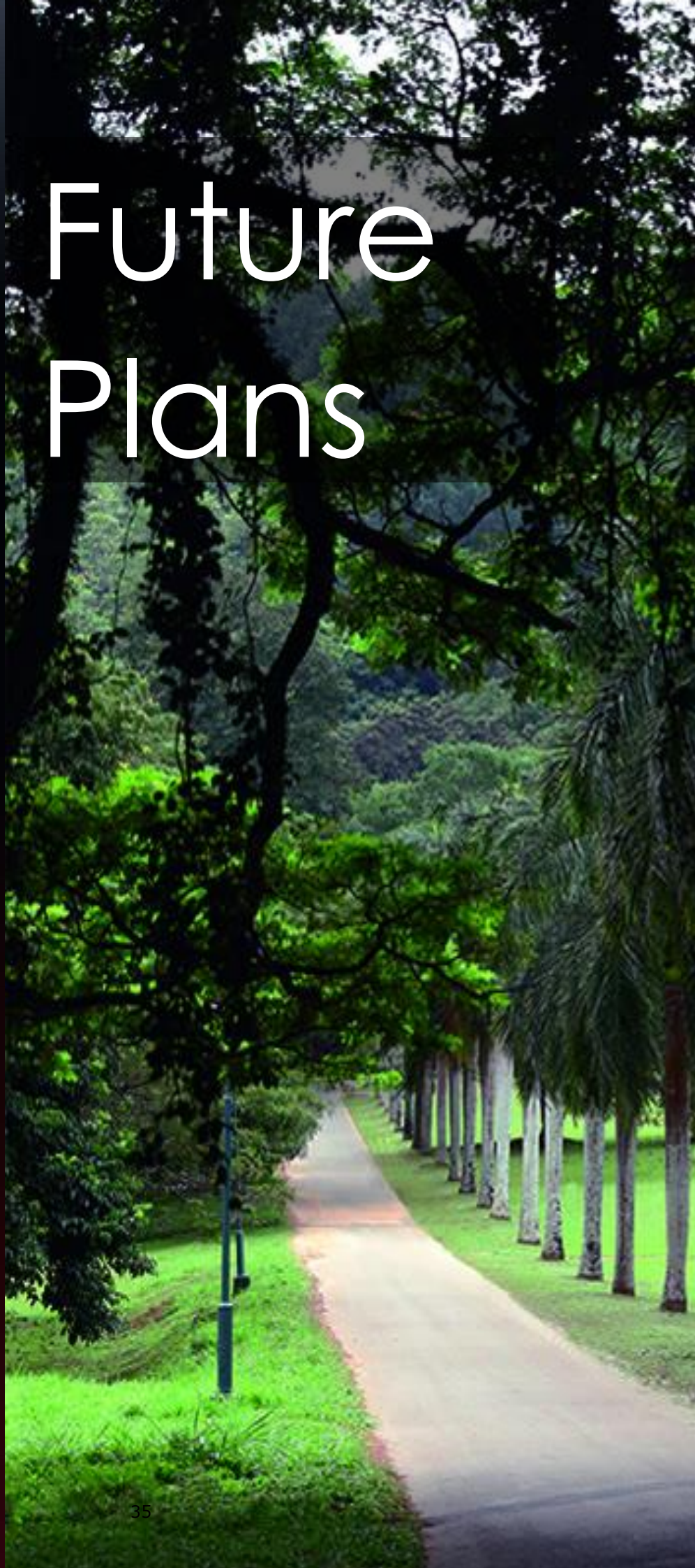

"The best way to predict the future is to create it."

-Peter Drucker-

5. Future Plans – 2024

The University continues to pursue its vision of academic excellence, research leadership, and sustainable development. In 2024, the University focused on implementing the Strategic Plan 2022-2026 while advancing initiatives under the Centenary Development Plan (CDP UoP-2042) to ensure long-term institutional growth.

Strategic Planning and Institutional Development

- Implemented the Strategic Plan 2022-2026, with a strong focus on academic development, community engagement, infrastructure enhancement, internationalization, quality assurance, faculty and staff development, student support, and public relations.
- Strengthened the Centenary Development Plan (CDP UoP-2042) by securing national and international partnerships to drive sustainable expansion, research excellence, and student welfare improvements.

Centenary Development Plan (CDP UoP-2042) – Key Infrastructure Developments

- Greener University Initiative: Expansion of solar power generation with the installation of 1500 kWp solar units to reduce energy dependency and enhance sustainability.
- Digital Infrastructure Enhancement: Upgrading network infrastructure at the Faculty of Arts to improve digital connectivity and support online learning.
- Research Advancement: Establishing a Multi-Disciplinary Research Center (MDRC) equipped with high-tech laboratories to promote collaborative research.
- Student Welfare & Facilities:
  - Modernization of student canteens across faculties to improve dining services.
  - Renovation of the Lady Hill Guest House, preserving its architectural heritage while upgrading visitor accommodations.

Academic Development and Curriculum Enhancements

- Introduced new academic Programmes to align with emerging industry needs:
  - MSc in Pharmaceutical Sciences (Allied Health Sciences).
  - Postgraduate Legal Education (Faculty of Law).
  - Postgraduate elective Programmes (Faculty of Medicine).
  - Diploma and MSc Programmes in Psychology and Governance (Faculty of Arts).
  - New courses in B.Sc. and B.Sc. (Hons) degrees (Faculty of Science).

- Enhance curriculum and teaching methodologies
  - Faculty of Law will revise and modernize the LL.B. curriculum by 2025.
  - The Faculty of Dental Sciences aims to complete a full curriculum revision by 2025.
  - The Faculty of Medicine is adopting student-centered learning, reflective assessments, and advanced technology to enhance medical education.
  - The Department of Environmental and Industrial Sciences will expand courses for the Environmental Science Honors Degree.

Development of New Academic Units

Approval granted for establishing Schools of Education, Law, and Open Learning (awaiting UGC approval).

Expansion of Online Learning

Launched online courses for new students, covering Artificial Intelligence (AI), English Proficiency, and Statistics

Research, Innovation, and Industry Collaboration

- Focus on key research areas including:
  - Pharmacogenomics, antimicrobial resistance, radiation therapy, and environmental science.
  - Biotechnology applications in climate-smart agriculture.
  - Artificial intelligence and computational bioengineering.
- Strengthen global research partnerships through collaborations with academic institutions, industries, and funding agencies.
- Upgrade research infrastructure, including specialized laboratories, high-tech equipment, and an interdisciplinary research hub.

Infrastructure and Technology Enhancements

- Establish high-tech research facilities, including specialized laboratories for biomedical research, solar energy research, and eco-friendly innovations.
- Expand e-learning platforms and digital resources to enhance virtual education.

Internationalization and Global Engagement

- Expand student and faculty exchange Programmes to facilitate cross-border academic collaboration.
- Strengthen partnerships with international institutions to increase research collaborations, funding opportunities, and global visibility.

Quality Assurance and Accreditation

- Align academic Programmes with national and international quality assurance standards to ensure excellence in education.
- Pursue accreditation for specialized degree Programmes to enhance global recognition.

Student Support and Community Engagement

- Enhance career development services, internship Programmes, and entrepreneurial initiatives to support student success.
- Strengthen mental health, counseling, and well-being Programmes to promote student welfare.
- Promote community engagement through research-driven outreach Programmes that address local and national challenges.

Public Relations and Institutional Visibility

- Increase media outreach to highlight faculty achievements, research innovations, and university milestones.
- Organize conferences, symposia, and workshops to showcase research contributions.

6. Constraints – 2024

The University has made significant progress in implementing the Strategic Plan 2022-2026, expanding academic Programmes, research initiatives, and infrastructure development. However, several challenges persist, impacting the full realization of institutional goals. These constraints, stemming from financial limitations, administrative hurdles, and structural inefficiencies, require strategic interventions to ensure sustainable growth.

Financial and Resource Constraints

- Limited financial resources have severely affected infrastructure development, digitalization, and staff recruitment.
- Government budgetary restrictions have hindered the initiation of new capital projects and delayed crucial academic and research initiatives.
- Insufficient funding for laboratory equipment and research facilities has affected innovation and hands-on learning experiences.
- Maintenance existing infrastructure remains a challenge due to inadequate financial allocations, leading to delays in essential repairs and upgrades.

Cadre Vacancies and Human Resource Limitations

- Restrictions on academic and non-academic staff recruitment have led to workforce shortages, affecting service delivery, research, and administration.
- Recruitment freezes and staff resignations due to limited career progression opportunities and competitive remuneration packages have led to gaps in teaching and research supervision.
- Shortages in administrative and support staff have placed additional burden on existing personnel, affecting efficiency and project execution.

Infrastructure and Facilities Limitations

- Expanding student enrollment has increased the demand for academic and research spaces, but infrastructure development has not kept pace.
- Lack of clinical training space, examination halls, and skill laboratories affect faculties such as Medicine, Dental Sciences, and Allied Health Sciences, compromising the quality of hands-on education.
- Inadequate workspace and outdated equipment in laboratories, research centers, and offices hinder operational efficiency and service delivery.

Procurement and Project Delays

- Due to the economic crisis and government restrictions, the University was unable to award new capital projects in 2024, following the National Budget Circular No: 03/2022.
- Delays in IT project approvals and digital transformation initiatives have slowed technological advancements, affecting administrative efficiency and student services.
- Issues with construction projects and contractor inefficiencies have caused setbacks in infrastructure development, delaying the completion of critical buildings and student facilities.

Quality Assurance and Academic Programme Challenges

- Delays in implementing quality assurance standards such as Programme reviews and curriculum revisions have slowed academic growth and modernization.

- Slow progress in securing accreditation for specialized degree Programmes has affected the University's ability to compete internationally.

Student Accommodation and Welfare Challenges

- Inadequate hostel facilities have failed to meet the growing demand, affecting the availability and quality of student accommodation.

- Delayed maintenance and outdated infrastructure in student hostels affect the overall campus living experience.

- Limited government funding for hostel renovations has required the University to seek alternative solutions, including the use of direct labor for urgent repairs to maintain safe and habitable conditions.

Governance and Administrative Constraints

- Bureaucratic delays in signing MOUs, approving research projects, and processing honorary professor appointments have affected academic and industry collaborations.

- Inefficiencies in internal audits due to staffing shortages raise concerns about transparency and accountability.

Addressing Constraints and Moving Forward

Despite these challenges, the University remains committed to strategic planning, resource optimization, and policy advocacy to mitigate existing constraints. By leveraging national and international partnerships, pursuing alternative funding sources, and strengthening internal processes, the University aims to overcome these obstacles and sustain its leadership in higher education and research.

Major Statistics of the University 2022– 2024

	2024	2023	2022
General			
Number of Faculties	9	9	9
Number of Postgraduate Institutes	4	4	4
Number of Departments	86	86	86
Land Extent of the University (Hectares)	775.25	775.25	775.25
Students			
Undergraduate Students			
Annual Intake	3270	3302	3275
New Admissions (2022/23 Batch)	3238	3123	3439
Total Students	14847	14181	13731
Graduate Output	2649	2724	2194
Postgraduate Students			
New Admissions	1105	1233	2207
Total Students	9718	10140	10646
Postgraduate Output	1073	1149	1043
Number of students for PhD/MD	269	271	294
Number of students for MPhil	853	983	1006
Number of Students for External Courses	1828	7661	8019
Staff			
Total Permanent Staff	2898	3024	3167
Academic Staff	844	860	900
Academic Support Staff	49	52	58
Executive Staff	62	66	69
Non-Academic Staff	1943	2112	2140
No. of Academic Staff with PhD, MD	523	470	499
No. of Academic Staff Reading for Master, MPhil, PhD	46	22	76
Finance	**Rs. (Mn)**	**Rs. (Mn)**	**Rs. (Mn)**
Annual Allocation			
Recurrent	8456.23	7975.00	8,007.83
Capital (Government Grant)	650.00	525.00	238.50
Total Allocation	9106.23	8500.00	8,246.33
Current Assets	5349.34	4123.88	3,598.74
Non-Current Assets	28053.91	28425.03	28,883.55
Total Assets	33403.25	32500.88	32,482.29
Research Grants Received	78.33	47.42	492.34
No. of Bursary Scholarship Recipients	833	809	2150
No. of Mahapola Scholarship Recipients	7762	7278	5731
Total Per Students Cost	0.77	0.79	0.74
Other			
University Ranking			
Times Higher Education	**#01(601-800)**	#01(501-600)	#01(401-500)
Total Capacity of Hostels	**8990**	8609	8355

7. Student & Staff Details

7.1 Student Demographics and Enrolment

New Entrants to Undergraduate Degree Programmes 2024 (2022/23) Intake

The following table presents the number of newly admitted students to undergraduate degree programmes at the University for the 2022/2023 academic year.

Table 14: New Entrants to Undergraduate Degree Programmes (2022/2023 Intake)

Faculty	Date of Admission	Agreed Intake	No. of Students Admitted		
			Local	Foreign	Total
Agriculture	08.01.2024	355	281	-	281
Allied Health Sciences	25.07.2024	249	208	-	208
Arts	09,10.08.2024	1002	1142	-	1142
Dental Sciences	07.02.2024	100	90	-	90
Engineering	24.04.2024	455	453	-	453
Management	14.02.2024	190	195	-	195
Medicine	30.01.2024	235	234	12	246
Science	30.07.2024	574	519	-	519
Veterinary Medicine & Animal Science	27.01.2025	110	104	-	104
Total		**3270**	**3226**	**12**	**3238**

Undergraduate Student Enrolment by year of Intake

The following table summarizes the enrolment trends across different undergraduate intakes, showcasing the total number of students across various cohorts. The Faculty of Arts has the highest student population, while the Faculty of Veterinary Medicine & Animal Science has the lowest.

Faculty	2023/2024	2022/2023	2021/2022	2020/2021	2019/2020	2018/2019	2017/2018	Total	%
Agriculture	-	281	309	324	306	281	-	**1501**	10.1
Allied Health Sciences	-	208	196	234	185	118	-	**941**	6.3
Arts	-	1142	1126	1184	930		-	**4382**	29.5
Dental Sciences	-	90	117	117	116	76	74	**590**	4.0
Engineering	453	453	447	455	480	-	-	**2288**	15.4
Management	-	186	185	165	170	-	-	**706**	4.8
Medicine	251	246	247	253	244	210	-	**1451**	9.8
Science	-	519	490	547	557	392	-	**2505**	16.9
Vet. Medicine	-	104	105	105	80	89		**483**	3.3
Total	**704**	**3229**	**3222**	**3384**	**3068**	**1166**	**74**	**14847**	**100**

Undergraduate Student Enrolment by Gender

The following table highlights the gender distribution of undergraduate students. The University has a predominantly female student population, with 9,391 students (63.3%), while male students account for 5,456 students (36.7%). The Faculty of Arts has the highest female representation, whereas the Faculty of Engineering has the highest proportion of male students.

Faculty	Undergraduate Students		
	Male	Female	Total
Agriculture	491	1010	1501
Allied Health Sciences	257	684	941
Arts	675	3707	4382
Dental Sciences	179	411	590
Engineering	1680	608	2288
Management	245	461	706
Medicine	635	816	1451
Science	1156	1349	2505
Vet. Medicine	138	345	483
Total	**5456**	**9391**	**14847**

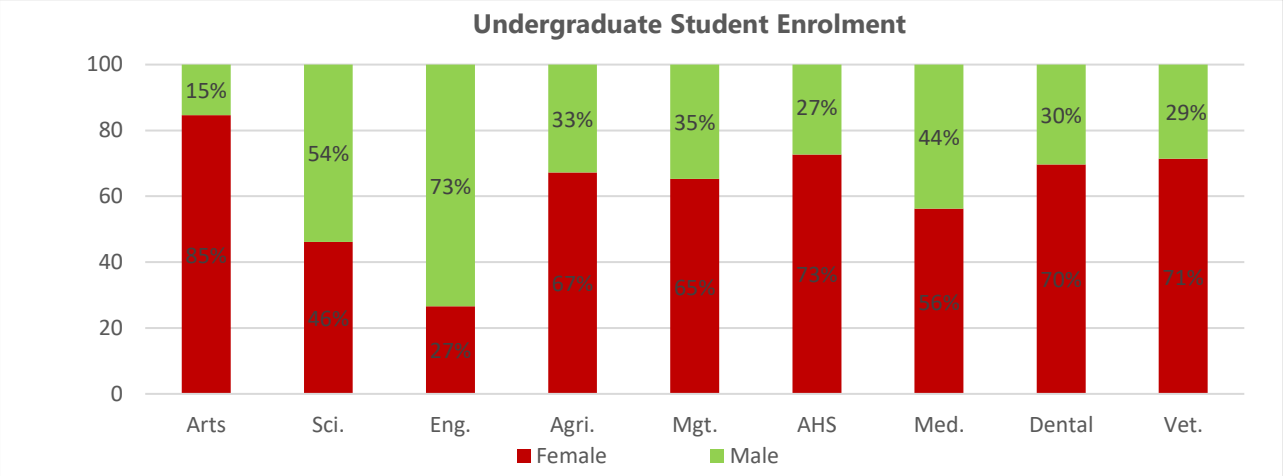

Foreign Student Enrolment in Undergraduate Programmes

The University continues to attract international students, particularly in the Faculty of Medicine.

Faculty	Course	UGC Intake Year						Total
		2023/24	2022/23	2021/22	2020/21	2019/20	2018/19	
Medicine	MBBS	14	12	8	15	9	5	**63**
Total		**14**	**12**	**8**	**15**	**9**	**5**	**63**

External Student Enrolment – CDCE

The Centre for Distance and Continuing Education (CDCE) continues to expand its academic offerings, providing opportunities for students who wish to pursue higher education outside the traditional University setting. The following table presents the enrolment figures for external undergraduate degree Programmes in 2024.

Programmes	2024			2023			2022			2021		
	M	F	T	M	F	T	M	F	T	M	F	T
Bachelor of Arts (General) – Old Scheme	340	1000	1340	340	1000	1340	526	1086	1612	600	1335	1935
Bachelor of Arts (General) – New Scheme	1057	4069	5126	1057	4069	5126	1116	4346	5462	1116	1024	1276
Bachelor of Business Administration	603	759	1362	545	635	1180	437	508	945	450	532	982
Total	**2000**	**5828**	**7828**	**7646**	**5704**	**7646**	**2079**	**5940**	**8019**	**2166**	**2891**	**4193**

Postgraduate Student Enrolment

The table below presents postgraduate student enrolment by faculty and gender. The Postgraduate Institute of Humanities & Social Sciences (PGIHS) and the Postgraduate Institute of Agriculture (PGIA) have the highest enrolment.

Faculty	New Entrants			Student Enrolment			%
	M	F	T	M	F	T	
Faculty of Allied Health Sciences	0	2	2	17	48	65	0.7
Faculty of Dental	0	0	0	2	3	5	0.1
Faculty of Engineering	87	42	129	1595	503	2098	21.6
Faculty of Management	18	33	51	67	155	222	2.3
Faculty of Medicine	2	10	12	7	31	38	0.4
Faculty of Vet. Medicine & Animal Sci.	3	5	8	31	81	112	1.2
PGIA	91	196	287	765	1516	2281	23.5
PGIHS	128	202	330	911	1939	2850	29.3
PGIS	137	115	252	908	1038	1946	20.0
PGIMS	24	19	43	50	51	101	1.0
TOTAL	**490**	**624**	**1114**	**4353**	**5365**	**9718**	**100.0**

M- Male F- Female T- Total

7.2 Student Performance

Undergraduate Student Performance

The table below highlights the number of undergraduate students that successfully completed their degree Programmes and graduated at the General Convocation from 2020 to 2024. In 2024, the Faculty of Arts produced the highest number of graduates, followed by the Faculty of Science and the Faculty of Engineering.

Faculty	2024 (85th Convocation)	2023 (84th Convocation)	2022 (83rd Convocation)	2021 (82nd Convocation)	2019 (81st Convocation)
Agriculture	233	305	220	219	195
Allied Health Sciences	171	170	159	189	168
Arts	903	900	836	967	932
Dental Sciences	78	72	0	87	86
Engineering	395	428	394	428	380
Management	161	159	152	119	148
Medicine	214	209	212	234	205
Science	475	417	448	418	421
Vet. Medicine	80	64	84	64	77
Total	**2710**	**2724**	**2505**	**2725**	**2612**

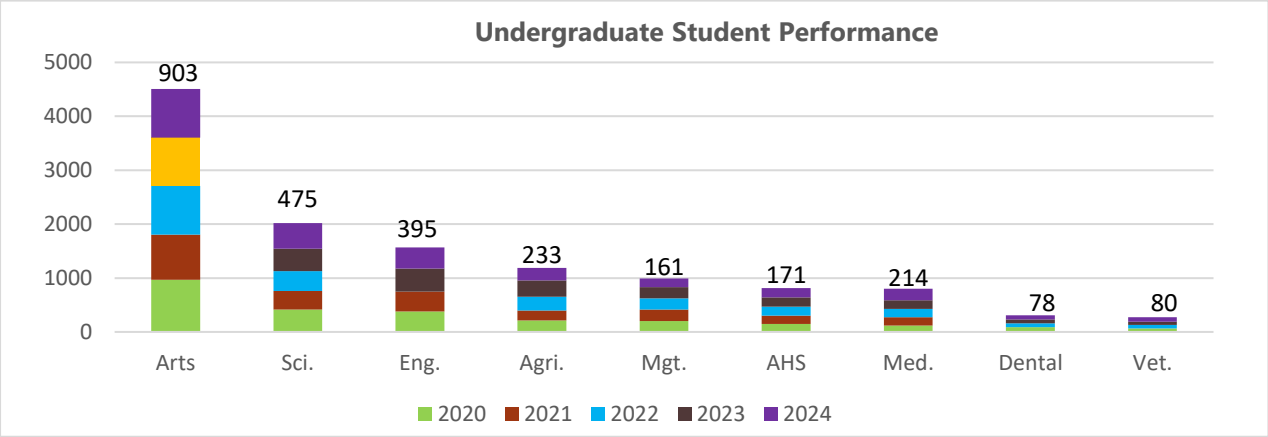

Postgraduate Student Performance

Faculty/Institute	2024	2023	2022	2021	2020	2019
AHS	0	1	1	0	0	0
Dental Science	3	1	0	0	32	0
Engineering	115	126	71	40	112	57
Management	16	20	16	0	0	0
Medicine	16	14	10	5	8	9
Vet. Med. & Animal Science	75	39	58	7	5	28
Postgraduate Institute of Agriculture	196	198	117	80	151	305
Postgraduate Institute of Science	365	314	228	192	270	263
Postgraduate Institute of Humanities & Social Sciences	287	433	288	235	199	459
Total	**1073**	**1148**	**789**	**559**	**777**	**1121**

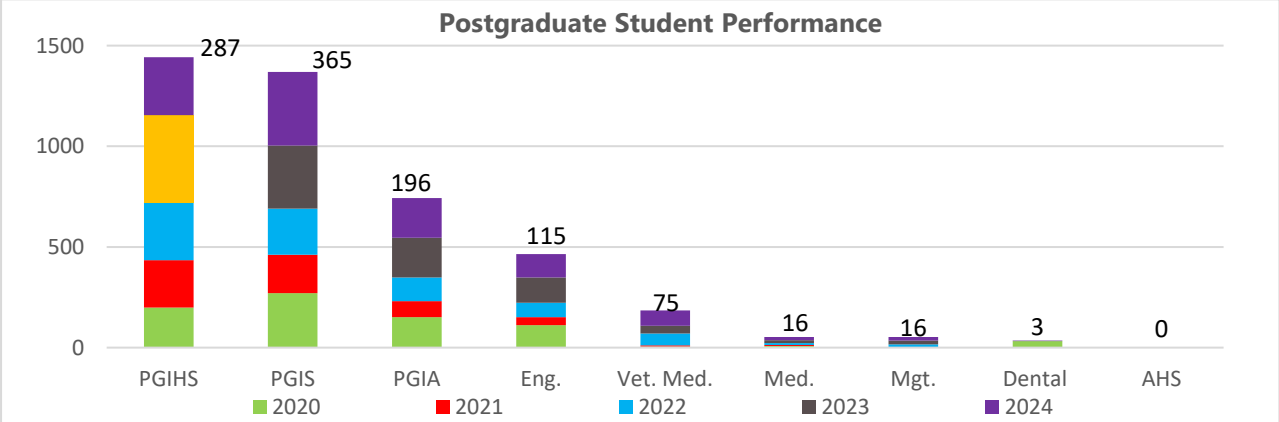

External Student Performance

The Centre for Distance and Continuing Education (CDCE) recorded a steady output of graduates across its external degree Programmes.

Programme	2024	2023	2022	2021	2020	2019
Bachelor of Arts (Old Syllabus)	0	272	161	663	275	432
Bachelor of Arts (New Syllabus)	0	339	-	-	-	-
Bachelor of Business Administration (Online)	0	20	37	-	31	28
Total	**0**	**631**	**198**	**663**	**306**	**460**

7.3 Staff Recognition and Human Resource Development

Staff Statistics

Approved Cadre and Current Staff

The University has an approved cadre of 4,292 staff members, comprising 2,898 permanent staff and 594 temporary staff across various categories. The largest staff category is Primary Staff (37.86%), followed by Technical, and Clerical and Allied Staff (29.33%).

Staff Category	Salary Scale	Approved Cadre	Existing Staff								
			Permanent			Temporary			Visiting		
			Male	Female	Total	Male	Female	Total	Male	Female	Total
Academic Staff	U-AC 3 to U-AC 5	1144	428	401	829			3	192	127	319
	U-AC 1 to U-AC 2	468						591			
Library Staff	U-AC 5	1	1		1						
	U-AC 4	1		2	2						
	U-AC 3	17	5	7	12						
Administrative and Financial Staff	U-EX 3	3	2		2						
	U-EX 2	30	14	25	39						
	U-EX 1	36	1	8	9						
Other Executive Staff	U-EX 3										
	U-EX 2	9	3	1	4						
	U-EX 1	4	7		7						
Medical Officers	U-MO 2	1		1	1						
	U-MO 1	5							2	5	7
Academic Support Staff	U-AS 2	31	14	11	25						
	U-AS 1	56	5	19	24						
Technical Staff	U-EX 2		3	62	9						
	U-EX 1		9	6	15						
	U-MN 4	2	64	44	108						
	U-MN 3		8		8						
	U-MN 2	7									
	U-MN 1										
	U-MT 1	461	122	91	213						
Clerical & Allied Staff	U-MN 4	5	40	80	120						
	U-MN 3	34	19	8	27						
	U-MN 2	13	6	2	8						
	U-MN 1	515	165	234	399						
Primary Staff	U-PL 3	242	279	14	293						
	U-PL 2	244	123	15	138						
	U-PL 1	962	523	82	605						
Other		1									
Total		**4292**	**1841**	**1057**	**2898**			**594**	**194**	**132**	**326**

Employee Classification

The University's workforce is categorized into senior-level, tertiary, secondary, and primary level staff, ensuring a structured distribution of responsibilities.

Table 15: Employee Classification by Level

Service Category	Salary Code	Permanent		Total
		Male	Female	
Senior Level				
Professors/Senior Professors/Librarian	U-AC 5	163	94	257
Associate Professors/ Deputy Librarian	U-AC 4	4	3	7
Senior Lecturers/ Senior Assistant Librarian/ Assistant Librarian	U-AC 3	267	313	580
Senior Executives	U-EX 3	2	-	2
Middle-Level Executives	U-EX 2(a)	20	32	52
Middle-Level Executives	U-EX 2			
Chief Medical Officer	U-MO 2	-	1	1
Medical Officers	U-MO 1	-	-	
Tertiary Level				
Academic support - Segment 1	U-AS 2	14	11	25
Junior Executives/ Managers	U-EX 1	17	14	31
Academic Support - Segment 2	U-AS 1	5	19	24
Secondary Level				
Staff Assistant /Supra & Senior Staff Assistant	U-MN 4	104	124	228
Associate Officers - Segment 1	U-MN 3	27	8	35
Associate Officers - Segment 2	U-MN 2	6	2	8
Management Assistant - Technical	U-MT 1	122	91	213
Management Assistant-Non-Technical	U-MN 1	165	234	399
Primary Level				
Primary Grade - Skilled	PL-3	279	14	293
Primary Grade - Semi-Skilled	PL-2	123	15	138
Primary Grade - Unskilled	PL-1	523	82	605
Total		**1841**	**1057**	**2898**

Approved Cadre and Present Academic Staff (Teaching Staff only)

The University has 844 permanent academic staff members, including 829 teaching staff and 15 library staff. The largest academic category is Senior Lecturer Gr. II (32.1%), followed by Professors (31.4%).

Table 16: Approved Cadre and Present Academic Staff

Staff		Salary Scale	Approved Cadre	Permanent			Temporary		
				M	F	T	M	F	T
Professor	Senior Professor	U-AC 5 (I)	76	14	6	20	0	0	0
Chair	Professor	U-AC 5 (II)		12	10	22	0	0	0
Senior Professor		U-AC 5 (I)	1060	28	7	35	0	0	0
Professor		U-AC 5 (II)		108	71	179	0	0	0
Associate Professor		U-AC 4		4	1	5	0	0	0
Senior Lecturer Gr. I		U-AC 3(I)		53	44	97	0	0	0
Senior Lecturer Gr. II		U-AC 3(II)		142	128	270	1	3	4
Lecturer		U-AC 3(III)		14	30	44	0	0	0
Lecturer (Probationary)		U-AC 3(IV)		53	104	157	0	0	0
Registrar (Medical)		U-AC 3	8						
Radiation Protection Officer		U-AC 3(IV)							
Temporary Lecturer/ Temp. Asst. Lecturer		U-AC 2 (fixed)	468	0	0	0	79	99	178
Temporary Research Assistant		U-AC 2/ U-AC 1 (fixed)		0	0	0	9	11	20
Temporary Demonstrator		U-AC 1 (fixed)		0	0	0	66	147	213
Temporary Instructor		U-AC 1 (fixed)		0	0	0	75	101	176
Temporary Tutor		U-AC 1 (fixed)		0	0	0	0	0	0
Total			**1612**	**428**	**401**	**829**	**230**	**361**	**591**

Academic Support Staff

The University has 49 academic support staff that play a key role in assisting academic and research activities.

Faculty/ Department	No. of Permanent Staff		
	Male	Female	Total
Faculty of AHS	1	0	**1**
Faculty of Art	1	17	**18**
Faculty of Dental Sciences	0	2	**2**
Faculty of Engineering	0	2	**2**
Faculty of Medicine	0	1	**1**
Faculty of Science	2	0	**2**
Centre for Distance and Continuing Education (CDCE)	0	1	**1**
Career Guidance Unit	1	1	**2**
Computing Centre - Engineering	2	1	**3**
Library	3	0	**3**
Physical Education Division	3	2	**5**
Financial Administration Division	1	1	**2**
Information Technology Centre	5	2	**7**
Total	19	30	**49**

Non-Academic Staff by Place of Work

Faculty/ Department/ Centre	Administrative Staff	Financial Staff	Other Executive Staff	Technical Staff	Clerical & Allied Grade Staff	Primary Staff	Total
Agriculture	1	1	2	33	23	47	107
AHS	2	2	0	20	17	25	66
Art	2	0	0	11	37	30	80
Dental Sciences	0	1	0	69	31	44	145
Engineering	1	1	1	45	25	108	181
Management	1	1	0	0	12	9	23
Medicine	1	1	0	69	38	74	183
Science	1	1	0	38	21	55	116
Vet. Medicine	1	1	0	24	17	30	73
IT Centre	0	0	1	0	1	0	2
Career Guidance Unit	0	0	0	1	2	2	5
Library	2	0	0	3	46	21	72
Physical Education Division	0	0	0	0	1	24	25
CDCE	1	1	0	0	21	5	28
Senate House	16	4	4	0	102	121	247
Health Centre	0	0	1	14	3	36	54
Security Services	0	0	1	0	65	27	93
Maintenance Division	0	0	1	11	10	165	187
Landscape Division	0	0	1	3	1	76	81
Transport Division	0	0	0	0	0	65	65
General Administration	0	0	0	1	20	10	31
Dodangolla Exp. Station	0	0	0	3	2	28	33
Mahailluppallama Teaching Unit	0	0	0	2	1	9	12
Livestock Field S-Udaperadeniya	0	0	0	3	0	16	19
Financial Administration	0	7	0	3	58	9	77
Total	**29**	**21**	**12**	**353**	**554**	**1036**	**2005**

Staffing Enhancements

In 2024, the University made notable strides in enhancing its staffing structure by recruiting 254 additional personnel through a national competitive bidding process. The new hires included 124 sanitary laborers, 120 private security officers, and 10 gully laborers. These appointments underscore the University's dedication to improving operational efficiency and supporting the local community by providing valuable employment opportunities.

Expansion of Human Resources for Enhanced Self-Sustainability

The Cooperative Management Division (CMD) of the University has taken proactive measures by appointing 76 contractual staff members across faculties, divisions, and centres that operate beyond the sanctioned cadre. This strategic initiative not only strengthens the University's financial resilience but also generates supplementary employment opportunities, contributing to the broader socioeconomic ecosystem.

Staff Composition and Cadre Fulfillment

The University of Peradeniya comprises a total of 1,163 approved academic staff positions, distributed across faculties (1,142), the Vice-Chancellor's Office (2), and the Library (19). The staffing composition over the past four years is summarized below, illustrating the percentage of positions filled across different staff categories.

Staff Category	Approved Cadre	2024		2023		2022		2021	
		No.	%	No.	%	No.	%	No.	%
Academic Staff	1163	844	72.5%	860	73.9%	900	77.3%	908	78.0%
Academic Support Staff	87	49	56.3%	52	59.1%	58	65.9%	60	68.2%
Non-Academic Staff	2574	2005	77.9%	2112	82.1%	2209	85.8%	2249	87.3%
Total	**3824**	**2898**	**75.8%**	**3024**	**79.0%**	**3167**	**82.7%**	**3217**	**84.0%**

While overall staff fulfillment slightly declined to 75.8% in 2024, this was primarily due to vacancies in academic and academic support staff positions. Non-academic staff positions maintained the highest occupancy rate (77.9%), ensuring continued operational stability.

To address staffing gaps, the University is actively working on recruitment strategies, particularly in academic and support roles, to enhance institutional efficiency, research productivity, and academic excellence.

Academic Staff Recruitment and Promotions

In 2024, the University continued to strengthen its academic staff through targeted recruitment and promotion efforts across various faculties. The following table summarizes the recruitment and promotion activities in different faculties:

Faculty	Recruitment		Promotion	
	Designation	No. of Staff	Designation	No. of Staff
Agriculture	Senior Lecturer II Lecturer Lecturer (Prob.)	2 1 2	Senior Lecturer I Lecturer	2 2
AHS	Lecturer (Prob.)	3	Senior Lecturer I Senior Lecturer II Lecturer	2 3 2
Arts	Lecturer (Prob.)	6	Lecturer Senior Professor Chair Senior Professor Senior Lecturer II	2 1 4 1
Dental Sciences	-	-	Professor Chair Lecturer	1 2
Engineering	Senior Lecturer I Senior Lecturer II Lecturer (Prob.)	1 1 4	Senior Lecturer I Senior Lecturer II Lecturer	1 1 1
Management	Lecturer (Prob.)	1	Senior Lecturer I Senior Lecturer II Lecturer	1 5 5
Medicine	Lecturer (Prob.)	2	Professor Senior Lecturer II Lecturer	3 1 2
Science	Senior Lecturer II Lecturer (Prob.)	4 2	Senior Professor Professor	1 1
Veterinary Medicine & Animal Science	Senior Lecturer I Lecturer (Prob.)	1 4	Professor (Chair) Professor	2 2
Total		**34**		**48**

New Recruitments – Academic and Non-Academic Staff

	No. of Academic Staff Members	No. of Non-Academic Staff Members
2024	34	3
2023	35	0
2022	44	09
2021	62	15
2020	40	30
2019	43	45
2018	39	133
2017	48	79
2016	43	53
2015	61	75
2014	52	77
2013	59	148
2012	35	56

Summary of Recruitments, Retirements, Resignations, and Deceased Staff as of 31st December 2024

The following table provides a summary of staff movements for the year 2024, including recruitments, retirements, resignations, and staff members who are deceased:

	Academic	Academic-support	Non-Academic	Total
Recruitments	34	1	3	38
Retirements	6	0	61	67
Resignations	34	3	21	58
Deceased	1	-	-	01

7.4 New Courses Commenced

Faculty	Programme	Programme Type	Duration	Medium
Postgraduate Institute of Media Sciences (PGIMS)	Master of Public Health	Postgraduate	2 Years	English
	MSc. Exercise and Sports Science		1 and Half year	English

7.5 Foreign Fellowships and Scholarships for Professional Development

Name of the Recipient	Designation	Faculty/ Department/ Division/Unit	Type of Programmes	Duration or Period	Country
Faculty of Allied Health Sciences					
Prof. M.H.F. Sakeena	Professor	Pharmacy	Top Scholar in Pharmacy		Australia
Faculty of Arts					
Ven. Dr. J. Dhammaloka	Senior Lecturer (Gr. II)	Classical Languages	Workshop	1 Week	UK
Prof. W.M.P.S. Bandara	Professor	Fine Arts	Workshop	10 Days	Thailand
Prof. M.Z.M. Nafeel	Professor	Arabic & Islamic Civilization	Visiting Scholar - Fellowship	1 Year	Australia
Mr. S.M. Thameem	Senior Lecturer (Gr. II)		GOK PhD Scholarship for Islamic Scholars, Gift Foundation	1 Year	London, UK
			Scholar of Spalding Trust, The Spalding Memorial Educational Trust	4 Years	UK
Mrs. M.A.A. Banu	Lecturer (Prob.)		Workshops	1 Day	online
Prof. K.S.H.M.V.W.W. Senevirathne	Associate Professor	Education	International Conference and Training Programme - SPIRIT Project	5 Days	ISBR-Bangalore, India
Dr. H.M. Samarakoon Banda	Senior Lecturer (Gr. II)				
Mr. A.T.L. Athukorala	Lecturer (Prob.)				
Dr. E.M.P.C.S. Ekanayake	Senior Lecturer (Gr. II)	Education	Summer School Programme	10 Days	Germany

Name of the Recipient	Designation	Faculty/ Department/ Division/Unit	Type of Programme	Duration or Period	Country
Prof. K.S.H.M.V.W.W. Senevirathne	Associate Professor				
Prof. T.M.S.S.K.Y. Ekanayake	Professor				
D.M.Y. Abeywardhana	Lecturer (Probationary)	Sociology	Winter School (Course/Training Programme)	4 Days	India
Ishari Gunarathna	Lecturer (Probationary)		Short Course	4 Days	Pakistan
			Workshop	3 Days	Thailand
			Seminar	2 Hours	Thailand
Prof. S.N. Wijesinghe	Professor in Sociology		World Environment Day International Webinar on Environmental Restoration Through Circular Economy	1 Day	India
Faculty of Engineering					
R.D.Y. Vimukthi	Lecturer (Probationary)	Computer Engineering	Workshops, Meetings, Conference	5 Days	Pakistan
Faculty of Management					
Ms. P.R.W.M.S.C. Weerakotuwa	Senior Lecturer	Human Resource Management	Study	4 Years	Australia
Faculty of Medicine					
Dr. B.H.W.M.G.T. Wijethilake	Lecturer	Anesthesiology	Training	1 Year	USA
Dr. W.D.S.E. Abeykoon	Lecturer	Family Medicine	Sakura Science Exchange Programme	13 Days	Japan
Prof. S.T. Kudagammana	Professor	Paediatrics			UK
Prof. R.S. Thalgahagoda	Professor	Paediatrics			UK
Dr. M.G.D.V.K. Kiridana	Senior Lecturer	Paediatrics			UK
Faculty of Science					
Dr. H.A.C.K. Ariyarathna	Senior Lecturer	Botany	Training	6 Months	USA
Dr. H.A.C.K. Ariyarathna	Senior Lecturer	Botany	Training	1 Week	Nepal
Prof. A.M.T.A. Gunaratne	Professor	Botany	Training	1 Week	India
Dr. A.D.S.N.P. Athukorala	Senior Lecturer	Botany	Training	6 Months	Australia
Dr. S.I. Karunarathne	Lecturer (Probationary)	Molecular Biology & Biotechnology	Workshop and Short Courses	3 Weeks	Australia
Prof. R.G.S.C. Rajapakse	Senior Professor		Training Programme	1 Week	China
Prof. R.L.R. Chandrajith Prof. M.A.S.P.K. Malaviarachchi Prof. N.W.B. Balasooriya Dr. A.A.J.K. Gunatilake Dr. P.L. Dharmapriya	Senior Professor	Geology	Training Programme	1 Week	China
Dr. N.P.S. Kumburegama	Senior Lecturer	Zoology	Workshop	7 Days	Japan

7.6 Research, Publications and Awards

Table 17: Science and Technology Development Output

Faculty /Department	Name of the Science and Technology Development Output	Status		
		Developed	Transferred	Commercialized / Publicized
Development of new product/processes				
Engineering/ Manufacturing & Industrial Engineering	Development of Metal 3D Printer			
Faculty of Medicine	Artificial Intelligence-Based Innovations			
Forensic Medicine	AI-Based Education Tool - SAQ Making Tool			
Forensic Medicine	AI-Based "Sisu Athweala" Student Feedback System			
Forensic Medicine	Artificial Intelligence based student exam failure prediction model			
Development of new plant varieties/hybrids /Microorganism based products				
Faculty of Science Department of Chemistry	Anticandidal Herbal Formulation	√	√	
Faculty of Veterinary Science Veterinary Pathobiology	Isolation and Identification of a Probiotic Strain of Bacteria for Growth, Coloration, and Survival Enhancement of Ornamental Fish (Guppy)	(Laboratory Testing Completed)		

Number of Publications Done by the Academic Staff

	University Publication Category		Number	
			Published Local	Published Foreign
1	No. of publications in refereed indexed Journals including e-journals		172	256
2	No. of publications in refereed non-indexed Journals including e-journals		75	26
3	Conference Proceedings	3.1 No. of papers published as full papers	57	41
		3.2 No. of abstract publications	543	194
4	No. of Book Chapters published		30	16
5	No. of Books/Textbooks published in the area of expertise	5.1 By a publisher	22	2
		5.2 By an author	6	0
	Total		**905**	**535**

Research Grants Received

Grants Received (External Funds, 2024-2014)

	2024	2023	2022	2021	2020	2019	2018	2017	2016	2015	2014
No. of Research Grants	**16**	30	53	94	100	73	75	96	114	137	129
Value (Rs. Mn)	**84.47**	47.42	362.64	363.05	236.62	129.27	129.64	134.92	122.68	148.83	118.90

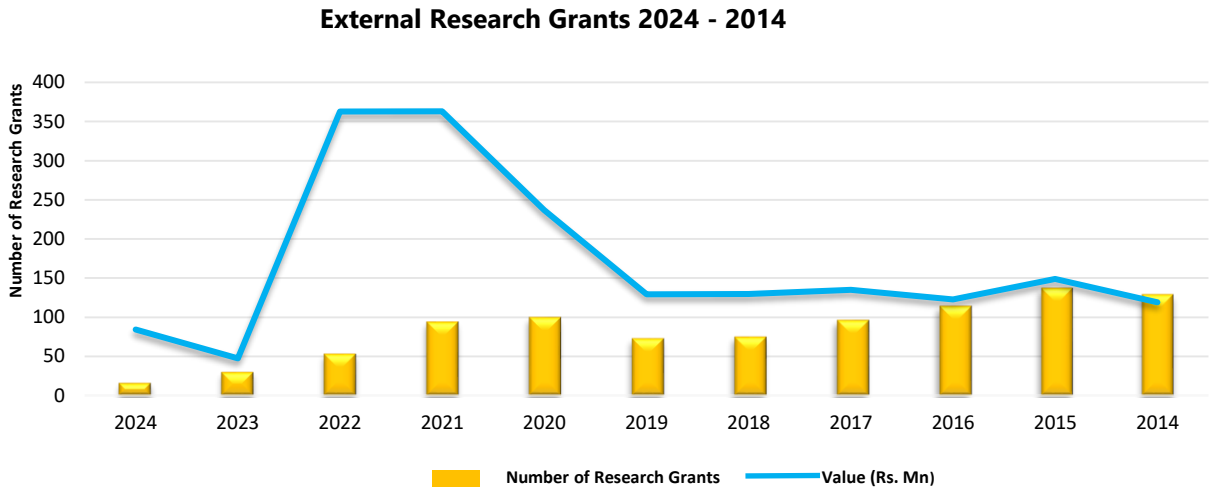

University Research Grants Awarded (2024 – 2014)

	2024	2023	2022	2021	2020	2019	2018	2017	2016	2015	2014
No. of Research Grants	**50**	26	96	64	0	45	53	57	82	0	67
Value (Rs. Mn)	**30.61**	24.35	74.03	26.01	39.84	27	30	34.4	80.17	0	48.48

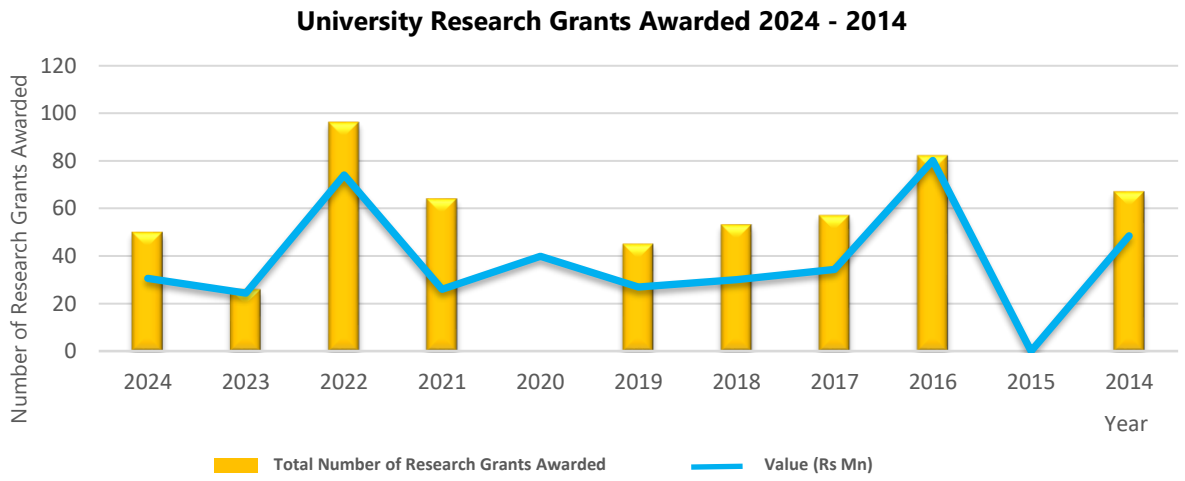

7.7 Knowledge Dissemination Programmes for the General Public

Programme Category	Title of the Programme	National/ International	Organized by	Number Participated	Target group
Faculty of Agriculture					
Media Programmes	Applicability of Smart Agriculture for Sri Lanka	National	Self-organized	135	Public
Workshop	Improving Animal Health Practices of Veterinarians and Livestock Farmers to Contain Antimicrobial Resistance and Promote One Health	National	Department of Animal Science	100 Veterinarians , 300 Farmers	Veterinarians & Livestock Farmers
Social Media Programmes	Talk with Chathura	National	Agricultural Biotechnology Centre	Social Media Audience	Public
Social Media Programmes	CitizensConnect	National		Social Media Audience	Public
Television Programmes	Industry Sri Lanka	National		Mass Media Audience	Public
Faculty of Art					
Seminar	G.C.E. (Advanced Level) English Seminar Series	National	Department of English	600	Students sitting for G.C.E. Advanced Level English Exam
Faculty of Dental Sciences					
Awareness Programmes	Oral Health Education	National	Department	200	Pre-School Teachers
Faculty of Engineering					
Trainning Programmes	Various Training Sessions	National	DMIE/EDC	07	Industry Professionals
CPD for Industrial Engineers		National	DMIE/EDC	120	Industrial Engineers at MAS (Pvt) Ltd
Faculty of Medicine					
Healthcare Education	How to Avoid Medication Errors – Simulation-Based	National	Department of Pharmacology	75	Healthcare Staff
Workshops	Workshop on Human Structure for A/L Biology Students, Nurses & Midwives	National	Department of Anatomy	1615	School Students
				303	OL Private Class Students
Exhibitions	Specimens for Exhibitions	National	Relevant Schools (Borrowed Specimens from Department of Anatomy)		Idamegama Central College

7.7 Knowledge Dissemination Programmes for the General Public (Continued)

Programme Category	Title of the Programme	National/ International	Organized by	Number Participated	Target group
Field Demonstrations	Museum visits	National	Department of Anatomy	4847	School Students
Field Demonstrations	Dethis Kunapayo	National		45	Buddhist Monks
Field Demonstrations	Museum Visits	National	Department of Forensic Medicine	155	Tuition Class Students
Field Demonstrations	Museum Visits	National		167	Law Students (Open University of Sri Lanka)
Training	Prevention of Communicable Diseases	National	Ministry of Tourism	50	Tourist Guides
Training		National	Ministry of Tourism	50	Tourist guides
Training	Health Hygiene and Prevention of Communicable Diseases	National	Ministry of Tourism	100	Tourist Guides
Workshop	How Can Insights from a Systematic Review and Meta-Analysis Guide Us?	National	Mental Health Psycho-Social Support (MHPSS) Group	50	Psycho-Social Practitioners
Conferences	Asia Pacific Conference of the International Association for Suicide Prevention – Presentation	International	International Association for Suicide Prevention (IASP)	600	Medical Professionals
Faculty of Science					
Workshop	Ozone Depletion and How to Protect It	National	Central Environmental Authority	92	School Teachers
Workshop		National		92	Field Officers (Central Environmental Authority)
School Awareness Programmes	Awareness Programme	National	Central Province Education Department		School Children
	Awareness Programme	National	Geology		School Children
Workshop	Colloquium by Representatives from Niigata University, Japan	International	Geology		Academics
Workshop	Biodiversity and Climate Change Workshop	National	CES	75	Environmental Officers (Central Environmental Authority)
Workshop	Science Camp	National	SEU	400	School Children

7.7 Knowledge Dissemination Programmes for the General Public (Continued)

Programme Category	Title of the Programme	National/ International	Organized by	Number Participated	Target group
Talks	Understanding Biodiversity and Our Role in Protecting It	Biodiversity	NPS Kumburegama		Priests, Sisters & Students of a Catholic Congregation
Faculty of Veterinary Medicine and Animal Science					
Training Programmes	Improving Animal Health Practices of Veterinarians & Livestock Farmers to Contain Antimicrobial Resistance & Promote One Health	National	Joint	31	Veterinarinas
		National	Joint	29	Veterinarinas
		National	Joint	32	Veterinarinas
		National	Joint	37	Livestock farmers
		National	Joint	49	Livestock farmers
		National	Joint	38	Livestock farmers
Workshop	Conventional & Molecular Methods in the Diagnosis of Foodborne Pathogens and Detection of Their Antimicrobial Resistance	National	Veterinary Public Health & Pharmacology	Around 20-25	Research Assistants (VRI & Veterinary Investigation Centres of Sri Lanka)
Workshop	Stakeholder Workshop on Export Facilitation of Poultry Products	National	SLVA & One Health Poultry Hub	26	Top-Level Poultry Industry Officers (Government & Private Sector)
Workshop	Final Stakeholder Meeting	National	One Health Poultry Hub	75	Stakeholders
Exhibition	MEDEX EXPO 2024	National	One Health Poultry Hub		General Public

7.8 Academic and Administrative Staff Registered for Postgraduate Degrees (Local & Foreign) in 2024

Faculty/Department/ Division/Unit	Name of the Staff	Designation	Postgraduate Degree	Source of Funding	Country
Allied Health Sciences					
	M.K.I.D. Senarath	Senior Lecturer	PhD	Self-Financing	Australia
	A.L.I. Prasanna	Senior Lecturer	PhD	Self-Financing	Sri Lanka
Medical Laboratory Science	Ms. G.U. Vidanapathirana	Lecturer (Probationary)	PhD	Griffith University	Australia
Radiography/Radiotherapy	Mr. L.R.S. Liyanage	Lecturer (Probationary)	MSc	Fulbright Master's Scholarship funded by the U.S. Department of State's Bureau of Educational and Cultural Affairs (ECA)	The United States of America
Arts					
DELT	Ms. J.A.K.M. Jayasinghe	Lecturer (Probationary)	MPhil	Self-Financing	Sri Lanka
History	G. Jeyatheeswaran	Senior Lecturer II	PhD	ICCR	India
Economics and Statistics	Ms. T. Priyatharsiny	Probationary Lecturer	PhD	Scholarship	Italy
	Ms. P. Anusha	Probationary Lecturer	MPhil	Self-Financing	Sri Lanka
Political Science	Hasini Lecamwasam	Lecturer (Confirmed)	PhD	Swiss Government Excellence Scholarship	Switzerland
Archaeology	Ms. S.K. Nawarathna Menike	Lecturer	PhD	Self-Financing	Sri Lanka
Dental Sciences					
Community Dental Health	Dr. D.D. Vithanachchi	Lecturer (Probationary)	MD	-	UK
	Dr. D.R.D.L Ratnayake	Lecturer (Probationary)	MD	-	UK
Engineering					
Engineering Management	Ms. L.P.I.M. Hissalle	Senior Engineer	PhD	Self-Financing	Sri Lanka
Medicine					
Family Medicine	Dr. W.D.S.E. Abeykoon	Lecturer (Probationary)	MPhil	Self-Funding	Sri Lanka
Biochemistry	Dr. H.R.L. Maddumabandara	Lecturer (Probationary)	MSc	Self-Financing	Sri Lanka
Pathology	Dr. G. S. S. Hegoda	Lecturer	Post MD	UGC	Australia
Science					
Statistics and Computer Science	Ms. B.R.P.M. Basnayake	Lecturer (Probationary)	MPhil	-	Sri Lanka

7.9 National and International Awards Received by the University in 2024

Faculty	Name of the Award	Description of the Award	Name of the Awardee
Agriculture	National Award for Excellence in Agricultural Research 2021 (Non-Plantation Sector)	First Prize in Non-Plantation Sector	Dr. D.V. Jayatilake, Prof. S.A.C.N. Perera, Mrs. W.D.P. Weerasinghe, Prof. L.D.B. Suriyagoda, Prof. H.M.V.G. Herath, Ms. D. Nanayakkara, Ms. I. Edirisinghe, Ms. L. Dissanayake
	CVCD Research Excellence Award	First Place in Natural Sciences	Prof. L.D.B. Suriyagoda
Allied Health Sciences	Top Scholar in Pharmacy (0.5%)	Scholar GPS	Prof. M.H.F. Sakeena
	Prof. Lakshman Samaranayake Awards - 2024	-	Prof. M.D.M.L.D.K. Yatawara
Engineering	Gold Medal for Computing at The National Educator Awards (NEA) 2024	-	Prof. Roshan Ragel (Academic Staff, Professor, HOD)
Medicine	Oral Presentations Category	1st Place	Dr. S.S. Mantunge
	Oral Presentations Category	2nd Runner-up	Dr. H.M.T.W. Seneviratne, Dr. S.S. Mantunge
	Young Scholar Award	Runner-up	Dr. H.M.T.W. Seneviratne, Dr. S.S. Mantunge
	NRC Presidential Awards for Scientific Publications - 2020 (Awarded Late 2023)	Presidential Awards for Publications	Faseeha Noordeen, Veranja Liyanapathirana
	Publication Award	-	Faseeha Noordeen
	Excellence Award	Research Excellence Award	Faseeha Noordeen
	Sri Lankan Society for Microbiology, Publication Award	-	Faseeha Noordeen
	Sri Lankan Society for Microbiology, Publication Award	Award Given for Best Poster	N. Handapangoda, R. Dissanayake, A. Ekanayake, Veranja Liyanapathirana
	10th Annual Academic Sessions of Sri Lankan Association of Geriatric Medicine	Best Poster Presentation	Dr. W.D.S.E. Abeykoon, E.M.K.B Ekanayake, B Gowrishanker, D.A Gunawardena
	57th Anniversary Annual Academic Sessions of the Ceylon College of Physicians	Best Poster Presentation	S.M Hettiarachchi, L.P.M.M.K Pathirage, C Dalugama , S.A.M Kularathne, W.D.S.E Abeykoon

7.9 National and International Awards Received by the University in 2024 (Continued)

Faculty	Name of the Award	Description of the Award	Name of the Awardee
	57th Anniversary Annual Academic Sessions of the Ceylon College of Physicians	National Stroke Association of Sri Lanka Award	S.M Hettiarachchi, L.P.M.M.K Pathirage, C Dalugama, S.A.M Kularathne, W.D.S.E Abeykoon
	Best Oral Presentation	Best Oral Presentation in the Annual Conference of the Physiological Society of Sri Lanka	Prof. Tharaka Dassanayake
	Best Oral Presentation (2nd Place)	Best Oral Presentation (2nd Place) at 15th International Congress of the SAARC Psychiatric Federation	Prof. Tharaka Dassanayake
Medicine	Best Oral Presentation	Best Oral Presentation in 46th Annual Academic Sessions of Kandy Society of Medicine	Prof. Tharaka Dassanayake
	KSM Oration 2024	Competitive Oration Based on Research	Dr. Damsara Nandadeva
	22nd Annual Academic Sessions, College of Forensic Pathologists of Sri Lanka	Best Research Paper - 2nd Place	Prof. Amal Vadysinghe, Dr. Kasun Ekanayake
	22nd Annual Academic Sessions, College of Forensic Pathologists of Sri Lanka	Best Case Report – 3rd Place	Dr. G.B. Kumarasinghe, Dr. B. Sanjaya
	Annual Scientific Sessions 2024 of the Anatomical Society of Sri Lanka	Best Poster Presentation	Prof. Amal Vadysinghe, Dr. Kasun Ekanayake
	10th Anniversary Annual Academic Sessions of the Sri Lankan Association of Geriatric Medicine	Best Poster Presentations	Prof. Amal Vadysinghe, Dr. Kasun Ekanayake
	Inauguration of PeMSARC	Research Excellence Awards	Prof. Dinesh Fernando, Prof. Edussuriya, Prof. Amal Vadysinghe, Dr. Kasun Ekanayake, Dr. Chathula Wickramasinghe
	ERFP Funding	PUAAViC	Staff
Veterinary Medicine and Animal Science	Presidential Award	-	Dr. N.U.A. Jayasena
	Dr. Arunasiri Iddamalgoda Award	Best Mini-Oral Presentation (Session 1)	Dr. N.M.T. Anupama, Dr. A.W. Kalupahana, Dr. H.A.S. Satharasinghe, Dr. K.K. Sarath
	SLCARP 2021	For Excellence in Agricultural Research in 2021	B.R. Fernando
	Dr. Keerthi De S.A. Gunasekara Award	Best Scientific Paper Award in Veterinary Public Health at the Sri Lanka Veterinary Association's 76th Scientific Sessions	Dr. Thusitha Karunarathna
	Commendable Research of the Year	Commendable Research of the Year	Dr. Thusitha Karunarathna

7.10 Total Capital Investment for 2024

Investment	Value Rs. (Mn)
Construction	179,890,000.00
Rehabilitation and Project Implementation of Capital Assets	285,110,000.00
Human Capital Development project	15,000,000.00
Strengthening Research	25,000,000.00
Acquisition of Fixed Assets	145,000,000.00
Other (Centenary Development Projects & AHEAD Grant)	559,304,723.93

7.11 Financial Progress (Expenditure)

Subject	Provision in 2024	Exp in 2024 Rs.	Saving/ Excess Rs.
a) Recurrent except Project	10,126,806,850	11,484,668,576	-1,357,861,726
b) Capital except Project	1,392,000,000	734,350,420	657,649,580

7.12 Financial Progress (General Income)

Source of Revenue	Provision in 2024 Rs.	Collection in 2024 Rs.	Deficit/ Surplus Rs.
a) Undergraduate Studies	120,000,000	78,229,706.94	-41,770,293
b) Postgraduate Studies	120,000,000	9,605,491.64	-110,394,508
c) Consultancies	650,000,000	572,778,640.25	-77,221,360
d) Other	9,236,806,850	10,244,504,955.88	1,007,698,106

7.13 Financial Performance Analysis

Subject	Formula	Expenditure Per Student Rs. (by Faculty)								
		Agri.	AHS	Arts	Dental	Eng.	Mgt.	Medicine	Science	Vet.
a) Recurrent Expenditure per student (RE)	RE/ No of Student strength	932,752	661,992	488734	1,206,994	702,493	566,035	952,449	557,583	1,098,380
b) Capital Expenditure per student (CE)	CE/ No of Student strength	81,218	81,218	81,218	81,218	81,218	81,218	81,218	81,218	81,218
Total		**1,013,970**	**743,210**	**569,952**	**1,288,212**	**783,711**	**647,253**	**1,033,667**	**638,801**	**1,179,598**



Faculties and Postgraduate Institutes

"Live as if you were to die tomorrow. Learn as if you were to live forever."

-Mahatma Gandhi-

8. Faculties & Postgraduate Institutes

8.1 Faculty of Agriculture

Overview

The Faculty of Agriculture is a centre of excellence in the Asian region for Agriculture Higher Education. At present, the Faculty offers three degree programmes, namely B.Sc. Honours in Agricultural Technology & Management, B.Sc. Honours in Food Science & Technology and B.Sc. Honours in Animal Science & Fisheries.

Key Activities and Initiatives

- Fully furnished the Circular Auditorium at the Animal Science Department and installed a new sound system.
- Conducted Industrial Day with the participation of leading industrial leaders in the field of Animal Science.
- Organized an international study programme with the participation of students from Michigan State University, USA, Saga University & Utsunomiya University, Japan.
- Partnered with the Dept. of Agriculture to conduct the "Household and Structural Pest Control & Pesticide Handling" course for the 12th consecutive time.
- Conducted the National Project on "Seeds for Sustainability: Rethinking Vegetable Seed System of Sri Lanka.
- Partnered with TIIKM to conduct the 11th International Conference-AGRICO 2024.
- Promoted community-based tourism and protecting agriculture in villages of Galkadapathana, Rathyaya & Doragala

Major Accomplishments

- Signed MoUs with two prominent private sector companies and Letters of Intent with Universities in Japan & USA.
- Students excelled in various local and international competitions, winning awards and championships in academics, sports, and extracurricular activities.
- Completed the "Imaginarium", the space for creative work for students sponsored by the alumni of the faculty.
- Programme Development Milestones: Outline key milestones in programme development or student enrollment growth.

Key Statistics		
Human Capital		
Undergraduate Students	New Registrations	281
	Total Enrolment	1501
	Graduates	233
Postgraduate Students	New Registrations	-
	Total Enrolment	-
	Graduates	-
Academic Staff	Permanent	106
	Temporary	68
	Visiting	12
Non-Academic Staff		107
Intellectual Capital		
Programmes Offered	Undergraduate	03
	Postgraduate	-
Awards Received	National	-
	International	-
Teacher-to-Student Ratio		14:1
New Courses Introduced		-
Research Grants secured (2024)		68
	Net Value (Rs.)	
Research Output		
Peer-Reviewed Journal Publications		107
Conference Presentations		124
Finance (Rs.)		
Total Operating Expenses		
Cost per Student		932,752
Average Employability Rate		69%

8.2 Faculty of Allied Health Sciences

Overview

The Faculty of Allied Health Sciences (FAHS), established in 2007, offers six four-year BSc Honours programmes in Nursing, Medical Laboratory Science (MLS), Pharmacy, Physiotherapy, Radiography, and Radiotherapy. Comprising six academic departments, FAHS has produced 1,734 graduates to date. In collaboration with hospitals, it provides clinical training and operates service outlets in physiotherapy, medical labs, pharmacy, and X-ray imaging. FAHS is committed to advancing health science education through innovation and international partnerships.

Key Activities and Initiatives

A new BSc (Hons) study programme in Exercise & Sports Science is currently under development, while the Master of Neurodegenerative Disease Care has been launched. The MSc in Pharmaceutical Sciences is under review by the University Grants Commission. FAHS hosted its Annual Research Symposium 2023 on 14 March 2024, featuring research presentations and awards.

Key international collaborations include ERASMUS+ CAPAGE (Physiotherapy), nEUROcare (Nursing), and extended MoUs with Tokyo Metropolitan University (Radiography/Radiotherapy), Duke University (USA), University of the Chinese Academy of Sciences, University of Illinois Chicago (Physiotherapy & Pharmacy), and Niigata University (Japan).

Physiotherapy students conduct community-based rehabilitation initiatives in the Kandy District. The Basic Sciences Department trained environmental officers and midwives, while the Radiography/Radiotherapy Department organized a cancer awareness programme.

FAHS also conducted workshops on laboratory safety (MLS), clinical pharmacy (train-the-trainers), and an international air quality conference. Prestigious awards were presented to Prof. M.D.M.L.D.K. Yatawara (Lakshman Samaranayake Research Award), Prof. M.H.F. Sakeena (Top Scholar, University of Sydney), and Dr. B.S. Weerakoon (National Educator & URC Research Awards). Additionally, FAHS secured a grant from the Chinese Academy of Sciences for research on air pollution and contributed to a high-impact publication on COPD (impact factor 24.7).

The 2017/2018 batch graduated in 2024 and merit lists were submitted to the Ministry of Health for recruitment. The following Gold Medals were awarded:

- Prof. P.B. Hewavithana Gold Medal (Radiography & Radiotherapy)
- Alumni Association of Physiotherapy Gold Medal
- Gold Medal for Physiotherapy Students

Key Statistics

Human Capital		
Undergraduate Students	New Registrations	208
	Total Enrolment	941
	Graduates	53
Postgraduate Students	New Registrations	03
	Total Enrolment	64
	Graduates	01
Academic Staff	Permanent	63
	Temporary	30
	Visiting	151
Non-Academic Staff		68
Intellectual Capital		
Programmes Offered	Undergraduate	06
	Postgraduate	03
Awards Received	National	01
	International	01
Teacher-to-Student Ratio		01: 16
New Courses Introduced		-
Research Grants secured (2024)		04
Net Value (Rs)		1,498,020/= (URG-35,93,928.00/-)
Research Output		
Peer-Reviewed Journal Publications		22
Conference Presentations		24
Finance (Rs.)		
Total Operating Expenses		25,248,563.67+ Staff salaries
Cost per Student		661,992
Average Employability Rate		88%

8.3 Faculty of Arts

Overview

The Faculty of Arts was established in 1952. Its vision is to achieve excellence in education, research, and creative thinking in the Social Sciences and Humanities for the betterment of individuals and society. The Faculty's mission is to produce graduates who are committed to the advancement of knowledge through critical and independent scholarship, and who are imbued with human values and a strong sense of duty toward society.

Key Activities and Initiatives

- Admitted the 2022/2023 student batch in July.
- Successfully held the Undergraduate Research Congress 2024 on 20 December 2024.
- Dr. E.M.P.C.S Ekanayake was re-elected as the Dean of the Faculty of Arts for a period of 3 years with effect from 1 October 2024.
- The Department of Psychology, recognized for its strong academic and community engagement, celebrated the opening of its new premises within the Faculty of Arts.
- "Gender Awareness Day" was celebrated on 13 September 2024 at the Department of Sociology.
- The Department of Sociology, in collaboration with the Embassy of France to Sri Lanka and the Maldives, hosted a highly successful two-day workshop on "Mixed, Multi-sited, and Multi-scalar Methods in Social Sciences."

Major Accomplishments:

- The Bachelor of Laws (LL.B.) Programme Review was conducted by the University Grants Commission (UGC) in February 2024 and was awarded an 'A' grade.
- A faculty member served as a contributing researcher for the study recognized as the "Best Publication by a Physician" awarded by the Ceylon College of Physicians.

Key Statistics		
Human Capital		
Undergraduate Students	New Registrations	1142
	Total Enrolment	4382
	Graduates	896
Postgraduate Students	New Registrations	-
	Total Enrolment	-
	Graduates	-
Academic Staff	Permanent	179
	Temporary	57
	Visiting	130
Non-Academic Staff		80
Intellectual Capital		
Programmes Offered	Undergraduate	24
	Postgraduate	-
Awards Received	National	N/A
	International	-
Teacher-to-Student Ratio		1:18
New Courses Introduced		02
Research Grants secured (2024)		02
	Net Value (Rs)	1,455,000.00
Research Output		
Peer-Revied journal Publications		13
Conference Presentations		25
Finance (Rs)		
Total Operating Expenses		
Cost per Student		488,734
Average Employability Rate		49%

8.4 Faculty of Dental Sciences

Overview

The Faculty of Dental Sciences and its Dental Teaching Hospital play a vital role in advancing dental education, research, and healthcare services in the region. The faculty offers a comprehensive 5-year Bachelor of Dental Surgery (BDS) degree programme.

Key Activities and Initiatives

- The 2023/2024 batch, comprising 90 students, was admitted, increasing the total enrollments in the programme to 591.
- A total of 21 international delegates from India, Pakistan, Kuwait, the UK, Ghana, and Japan visited in 2024 for workshops, training programmes, observational programmes, conferences, and undergraduate lectures.
- The Department of Oral Pathology provided oral and maxillofacial pathology biopsy reports to patients across the country and the faculty provided clinical services to 56,097 patients, addressing various oral issues during 2024.
- The Division of Paedodontics organized an Oral Health Education Programme for preschool teachers in the Kandy District.
- The Undergraduate Research Symposium was held on 30 November 2024.
- Conducted eight workshops on curriculum revisions, research methodology, and e-learning.

Major Accomplishments

- Prof BMHSK Banneheka was appointed as the Dean of the faculty in August 2024.
- Prof. JAMS Jayatilake was appointed the University Proctor (2024)
- Prof. DYD Samarawickrama was awarded an Honorary Doctorate in Science.
- Prof. RD Jayasinghe was appointed as Adjunct Faculty (Sri Ramachandra Dental College) and member of the Ministry of Education's Resource Pool.
- Dr. Gayani Nawarathna won the Best Oral Research Presentation at the Kandy Society of Medicine's 46th Annual Academic Sessions.
- Secured 4 University Research Grants and 3 University Research Council Grants totaling Rs. 10,187,640.00
- Drama *Through Her Eyes* produced by dental students won first place at Inter-Faculty Drama Competition DRAMSOC 2024
- The Short film "නිරුවත" produced by dental students won first place in the short film competition "Don't Swallow the Bait" organized by the SGBVC in collaboration with the Alumni Association of the University of Peradeniya.

Key Statistics		
Human Capital		
Undergraduate Students	New Registrations	90
	Total Enrolment	590
	Graduates	82
Postgraduate Students	New Registrations	-
	Total Enrolment	5
	Graduates	-
Academic Staff	Permanent	54
	Temporary	4
	Visiting	1
Non-Academic Staff		145
Intellectual Capital		
Programmes Offered	Undergraduate	1
	Postgraduate	2
Awards Received	National	1
	International	-
Teacher-to-Student Ratio		1:10
New Courses Introduced		-
Research Grants secured (2024)		7
Net Value (Rs)		10,187,640.00(URG +URC grants)
Research Output		
Peer-Reviewed Journal Publications		45
Conferences Presentations		35
Finance (Rs.)		
Total Operating Expenses		
Cost per Student		1,206,994
Average Employability Rate		92%

8.5 Faculty of Engineering

Overview

The Faculty of Engineering, University of Peradeniya is the first faculty of Engineering in Sri Lanka, established in 1950. At present, the Faculty offers BSc Eng Hons degree in six areas of specialization namely Chemical & Process, Civil, Computer, Electrical & Electronic, Manufacturing & Industrial, and Mechanical Engineering. All of these programmes are accredited by the Institute of Engineers, Sri Lanka (IESL), with international recognition through the International Engineering Alliance (IEA). The Faculty also offers postgraduate degrees ranging from SLQF level 8 (Postgraduate Diploma) to level 12 (PhD). Annual student intake is 455 for the undergraduate programme and it is approximately 200 for the postgraduate programmes. There are 107 full-time academic staff members, including 95 PhD, which is the highest in an Engineering Faculty in the country.

Key Activities and Initiatives

- Graduated 391 students of the E/17 batch at the August 2024 convocation and completed the academic programme for the E/18 batch in November 2024.
- Successfully completed IEA_IESL reaccreditation for the Electrical & Electronic Engineering and Manufacturing & Industrial Engineering specialization programmes .
- Implemented the revised curriculum from the E22 batch onward, with streaming introduced at the end of Semester 1.
- Introduced the concept of minor programmes of 15 credits within the 150 credit BScEngHons degree, and Intelligent Systems Engineering will be the first such programme offered.
- Enrolled students of E22 (2022 AL) in April 2024 and E23 (2023A/L) in October 2024.

Major Accomplishments

- Produced 83 indexed journal publications in 2024, 59 of which appeared in Q1 journals.
- Presidential awards were received by 15 Faculty members for their research, which is out of 46 for the University of Peradeniya and 217 awarded nationally.
- Two Faculty members were recognized among the first 2% of scientists by Stanford University, and four other members received prestigious international awards.
- The Engineering Design Centre (EDC) completed 131 consultancy, testing and workshop assignments including several national-level projects, worth Rs. 84.3 Mn.

Key Statistics

Human Capital		
Undergraduate Students	New Registrations	906
	Total Enrolment	2288
	Graduates	746
Postgraduate Students	New Registrations	215
	Total Enrolment	2329
	Graduates	83
Academic Staff	Permanent	109
	Temporary	81
	Visiting	25
Non-Academic Staff		181
Intellectual Capital		
Programmes Offered	Undergraduate	1
	Postgraduate	61
Awards Received	National	20
	International	-
Teacher-to-Student Ratio		16.4
New Courses Introduced		0
Research Grants secured (2024)		6
	Net Value (Rs)	6.8Mn
Research Output		
Peer-Reviewed Journal Publications		83
Conferences Presentations		10
Finance (Rs.)		
Total Operating Expenses		
Cost per Student		702,493
Average Employability Rate		86%

8.6 Faculty of Management

Overview

The Faculty of Management is dedicated to upholding the highest standards of academic excellence in business education. It offers various undergraduate and postgraduate programmes to equip students with the knowledge, skills, and values essential for success in today's competitive global business landscape.

Key Activities and Initiatives

- Received approval for the BBA (Honours) in Supply Chain Management, BSc in Business Analytics, and PhD and MPhil Programmes.
- Completed Curriculum Revision of the BBA (Honours) Degree programme
- Conducted the Internal Programme Review to ensure that the Faculty maintains quality standards by allowing continuous improvement of the study programme.
- Conducted a Preparatory Programme for 1000-level undergraduates.
- Organized the 'Management Undergraduate Internship & Research Symposium – 2024.'
- Signed a Letter of Understanding between the University of Peradeniya and International University of Japan.
- Conducted different CSR projects, including supporting children diagnosed with autism spectrum disorder, mentoring underprivileged children, and empowering girls through menstrual health awareness,
- Conducted 90 different co-curricular and extra-curricular activities including Industry Day, guest lectures, workshops, field visits, seminar series and innovation day.

Major Accomplishments

- Staff members served as chairpersons and panel members at both international and national conferences.
- Students from the Department of Business Finance secured the First Runner-up title at the Acuity Champions Trophy hosted by the University of Kelaniya.
- Department of Human Resource students secured the runners-up position in the "Talent Quest 2024" Inter-University HR Case Challenge, organized by the University of Colombo.
- Two academic staff members obtained their PhD qualifications, three secured PhD placements and four completed postgraduate studies.

Key Statistics

Human Capital		
Undergraduate Students	New Registrations	186
	Total Enrolment	706
	Graduates	176
Postgraduate Students	New Registrations	50
	Total Enrolment	185
	Graduates	23
Academic Staff	Permanent	45
	Temporary	10
	Visiting	11
Non-Academic Staff		23
Intellectual Capital		
Programmes Offered	Undergraduate	05
	Postgraduate	06
Awards Received	National	04
	International	-
Teacher-to-Student Ratio		1:17
New Courses Introduced		-
Research Grants secured (2024)		04
	Total Value (Rs)	
Research Output		
Peer-Reviewed Journal Publications		25
Conference Presentations		39
Finance (Rs.)		
Total Operating Expenses		
Cost per Student		566,035
Average Employability Rate		83%

8.7 Faculty of Medicine

Overview

Established in 1962, the Faculty is a leading institution in Sri Lanka, training medical undergraduates to become scientifically skilled, socially responsible, and compassionate professionals. It consists of 18 academic departments, 3 units, and 5 centers.

Key Activities and Initiatives

- Revised the MBBS curriculum.
- Hosted the 3rd Peradeniya Medical School Annual Research Conference (PeMSARC'24).
- Renewed the MOU between UoP and the Ministry of Education, Royal Government of Bhutan.
- Conducted a Human Structure workshop for A/L biology students, nurses, and midwives; held a pediatric clinic at Kadugannawa Hospital.
- Organized the New Entrance Programme and Welcome Ceremony for Bhutanese students.
- Hosted workshops on Essential Pain Management, Thyroid Sonography, and Microwave Ablation of Thyroid Nodules.

Major Accomplishments

Awards & Recognitions

- Young Scholar Award at the Asia Pacific Medical Education Conference.
- Tier 4 Research Excellence Award* at iPURSE 2024.
- Best Poster & Publication Awards from the Sri Lankan Society for Microbiology.

Research Grants: Secured University Research Grant 2024 and NSF Research Scholarship.

Publications & Presentations:

- Presented at Kandy Society of Medicine, Clin Pharm (SLACPT), IPURSE, SLMA, Ceylon College of Physicians, and the College of Clinical Pathologists Sri Lanka.
- 1st place in the oral presentation category at ClinPharm 2024 (SLACPT-IUPHAR).
- 2nd Runner-up at the Asia Pacific Medical Education Conference.

Student Achievements:

- UFMSA Challenge Shield winners (Inter-Medical Faculty Forensic Debate).
- Pera-Ruhuna Cricket Encounter champions.
- Runner-up at Inter-Medical Faculty Debate Championship.
- Programme Milestones: Enrolled Bhutanese and foreign quota students on a fee-paying basis.

Key Statistics

Human Capital		
Undergraduate Students	New Registrations	497
	Total Enrolment	1451
	Graduates	194
Postgraduate Students	New Registrations	11
	Total Enrolment	41
	Graduates	15
Academic Staff	Permanent	117
	Temporary	17
	Visiting	26
Non-Academic Staff		183
Intellectual Capital		
Programmes Offered	Undergraduate	01
	Postgraduate	02
Awards Received	National	20
	International	-
Teacher-to-Student Ratio (current)		1:12
New Courses Introduced		-
Research Grants secured (2024)		10
	Net Value (Rs)	5,298,200.00
Research Output		
Peer-Reviewed Journal Publications		150
Conferences Presentations		30
Finance (Rs.)		
Total Operating Expenses		
Cost per Student		952,449
Average Employability Rate		96%

8.8 Faculty of Science

Overview

The Faculty of Science, one of the largest academic bodies at the University of Peradeniya, offers students an enriching journey in natural and computational sciences. Comprising nine academic Departments and two Units, the Faculty admits over 500 students annually and offers several four-year degree programmes.

Key Activities and Initiatives

- Hosted a short course on Tropical Biodiversity and Conservation for 15 students from Federation University, Australia.
- Conducted a stakeholder meeting with Prof. Kamala Raghavan (Fulbright Specialist) to gather feedback on the proposed B.Sc. Honours degree programme in Finance Mathematics.
- Approved the establishment of the Sri Lanka–China Study Centre at UoP in collaboration with the Chinese Academy of Sciences.
- Finalized six new Memoranda of Understanding (MoUs) to strengthen industry-academic collaborations.

Major Accomplishments

- Three academic staff members received Multidisciplinary Research Grants (2024).
- Academic staff members of the Faculty contributed to nearly 400 research publications including Journal articles, Abstracts and Conference proceedings.
- Established the Solar Energy Research Centre (SERC) to promote solar energy research.
- The Science Education Unit conducted inspirational lectures for Advanced Level students and organized school programmes at the Science Education Resource Centre on request.
- A Science Camp was successfully conducted at Sri Rahula College, Alawwa.
- The Faculty and the Centre for Environmental Studies successfully organized the "Re-green Hantana Project," with community and institutional collaboration.
- SIIC, in collaboration with the CGU of the Faculty and the Society of Industrial Relations and Entrepreneurship Development (SIRED) jointly hosted "Industry Day 2024".
- A series of workshops were organized to enhance students' soft skills, enabling them to enter the corporate world confidently.
- Science Undergraduate Research Symposium 2024 was conducted successfully.
- Prof. MMAN Nawaratna, Department of Chemistry received a Silver medal from the inventor commission of Sri Lanka.
- Prof. RLR Chandrajith, Department of Geology received an award from the Sri Lankan Council for Agricultural Research Policy (SLCARP) for Excellence in Agricultural Research 2021.
- The Scopus Content Selection & Advisory Board (CSAB) has approved the application submitted by Prof. SHPP Karunaratne to include the Ceylon Journal of Sciences for Scopus coverage.

Key Statistics		
Human Capital		
Undergraduate Students	New Registrations	519
	Total Enrolment	2505
	Graduates	475
Postgraduate Students	New Registrations	-
	Total Enrolment	-
	Graduates	-
Academic Staff	Permanent	110
	Temporary	112
	Visiting	52
Non-Academic Staff		116
Intellectual Capital		
Programmes Offered	Undergraduate	18
	Postgraduate	N/A
Awards Received	National	2
	International	-
Teacher-to-Student Ratio		22:1
New Courses Introduced		-
Research Grants secured (2024)		15
	Net Value (Rs)	4,755,339.25
Research Output		
Peer-Reviewed Journal Publications		92
Conferences Presentations		264
Finance (Rs.)		
Total Operating Expenses		31,153,074.02
Cost per Student		557,583
Average Employability Rate		72%

8.9 Faculty of Veterinary Medicine and Animal Science

Overview

The Faculty of Veterinary Medicine and Animal Science stands as the sole Higher Education Institution in Sri Lanka dedicated to the training of veterinary surgeons. In 2020, a newly implemented curriculum extended the Bachelor of Veterinary Science (BVSc) programme to a comprehensive five-year course. The annual student intake for each batch currently stands at 110.

Key Activities and Initiatives

Significant activities and initiatives were undertaken in the following areas during 2024.

- **Academic Programmes**: Minor revisions to the new five-year curriculum was pproved and implemented for the effective delivery of the Academic Programme.
- **Research Highlights**: One health poultry hub project was successfully completed,
- **Collaborations**: Four collaborative research projects and one regional project are being implemented with the International Atomic Energy Authority, aimed at enhancing the diagnostic capacity of the faculty laboratories.
- **Events**: Six workshops and 4 training programmes were organized by the Faculty.

Major Accomplishments

- **Awards and Recognitions**: Three Faculty members received the best Veterinarian awards from the Asian Veterinary Association.
- **Research Grants**: Faculty members received 5 research grants.
- **Publications and Presentations**: Faculty members published 44 peer-reviewed publications and 40 conference presentations.

Key Statistics		
Human Capital		
Undergraduate Students	New Registrations	104
	Total Enrolment	483
	Graduates	80
Postgraduate Students	New Registrations	08
	Total Enrolment	112
	Graduates	77
Academic Staff	Permanent	46
	Temporary	25
	Visiting	15
Non-Academic Staff		73
Intellectual Capital		
Programmes Offered	Undergraduate	01
	Postgraduate	03
Awards Received	National	-
	International	03
Teacher-to-Student Ratio		1:10
New Courses Introduced		-
Research Grants secured (2024)		05
	Net Value (Rs)	77 Mn
Research Output		
Peer-Reviewed Journal Publications		44
Conference Presentations		40
Finance (Rs.)		
Total Operating Expenses		37 Mn
Cost per Student		1,098,380
Average Employability Rate		96%

8.10 Postgraduate Institute of Agriculture (PGIA)

Overview

The Postgraduate Institute of Agriculture (PGIA) was established under Ordinance No. 9 of 1979 as the pioneering institution for postgraduate education in agriculture at the University of Peradeniya. Its primary objective was to enhance in-country capacity development in agriculture at the postgraduate level and to train scientific professionals to meet the needs of the rapidly growing agricultural sector. Over nearly five decades, the PGIA has fulfilled its national mandate, evolving into a recognized center of excellence for postgraduate education and research in Sri Lanka and the region.

Key Activities and Initiatives

- Hosted the 36th Annual Congress, with participation of international delegates, scholars, and students.
- Published the 36th volume of Tropical Agricultural Research (TAR), the official journal of PGIA with a high H-index and free online open-access strategy.
- Initiated collaborative research with the International Development Research Centre (IDRC), Canada, and awarded South Asian Water Association (SAWA) fellowships to seven M.Sc. and three Ph.D. students.
- Introduced a concessionary fee structure to attract the best students from the Faculty of Agriculture, University of Peradeniya.
- Initiated the establishment of the Golden Jubilee Gold Medal to recognize the best Ph.D. student.
- Proposed the creation of two Golden Jubilee Mega Research Grants, each valued at 25 million, and 10 Ph.D. scholarships.
- Initiated the development of a Student Success Centre to enhance student support services.
- Awaiting UGC approval for PGIA branches in Jaffna, the Middle East, and the Maldives, as well as the introduction of a Board of Study in Multidisciplinary Studies.

Major Accomplishments

- Conferred 11 Ph.D., 5 M.Phil., 151 M.Sc., 13 Master's, and 27 Diploma awards.
- One Ph.D. student graduated under the joint programme with Queensland University of Technology (QUT), Australia.
- A PGIA teaching panel member was recognized among the world's top 2% scientists in the Stanford University-Elsevier BV rankings.
- Maintained a clear audit opinion for five consecutive years since 2019.
- Successfully operated without treasury budget allocations.
- Established Academia- Industry- Student Collaboration forum.

Key Statistics		
Human Capital		
Postgraduate Students	New Registrations	287
	Total Enrolment	2280
	Graduates	189
Number of Teaching Staff	Permanent	-
	Visiting	360
Non-Academic Staff		39
Intellectual Capital		
Board of Studies		11
Postgraduate Degrees/Diplomas Offered	Diplomas	02
	Master's Degrees M.Sc., M.Phil.	30
		30
		01
	Doctoral Degrees (Ph.D., DBA	01
		01
Awards Received	National	-
	International	-
Teacher-to-Student Ratio		1:6
New Courses Introduced		01
Research Grants secured (2024)		02
Net Value (Rs.) -		
Research Output		
Peer-Reviewed Journal Publications		30
Conference Presentations		35
Finance (Rs.)		
Total Operating Expenses		

8.11 Postgraduate Institute of Humanities and Social Sciences (PGIHS)

Overview

The Postgraduate Institute of Humanities and Social Sciences (PGIHS) was established in 2014 by the Ministry of Higher Education to promote higher education, research, and training in the Humanities and Social Sciences. Its mission is to foster excellence in education and research while producing scholars committed to advancing knowledge and serving society. PGIHS offers a range of postgraduate programmes, including diplomas, Master's degrees (both coursework and research), and research degrees like MPhil and PhD covering over 20 fields of Humanities and Social Sciences. These study programmes are conducted by five Boards of Studies while overall management and strategic direction are provided by the Board of Management.

Key Activities and Initiatives

- The PGIHS Awarding Ceremony, held on 23rd August 2024, was a momentous occasion, celebrating the achievements of 578 postgraduate students. Additionally, 286 students received their degrees during the convocation, marking a significant milestone in their academic journeys.
- The PGIHS Annual Research Congress was successfully held on 19 December 2024. A total of 135 abstracts were submitted for PGIHS-RC 2024, of which 76 abstracts were selected for oral presentations and included in the Congress Proceedings.
- In 2024, the Institute continued to enhance its general administrative operations. Contract-based recruitments enabled the distribution of administrative and financial responsibilities as specified in job descriptions, along with improved monitoring and evaluation of task execution.
- The Institute's infrastructure has been significantly upgraded to support academic and research initiatives. The PGIHS website was relaunched with a modern and user-friendly design, incorporating the latest technologies to enhance the online experience for students, faculty, and the wider community. As part of our commitment to embracing digital innovation, the PGIHS Research Congress proceedings have been digitized and made accessible through the DSpace platform.

Key Statistics		
Human Capital		
Postgraduate Students	New Registrations	330
	Total Enrolment	2787
	Graduates Diploma Awarding + Convocation	779
Number of Teaching Staff	Permanent	-
	Visiting	169
Non-Academic Staff		26
Intellectual Capital		
Board of Studies		
Postgraduate Degrees/ Diplomas Offered	Diplomas	62
	M.Sc.	205
	M.Phil.	49
	Ph.D., DBA	14
Awards Received	National	-
	International	-
Teacher-to-Student Ratio		1:15
New Courses Introduced		-
Research Grants secured (2024)		-
	Net Value (Rs.)	1,875,346.00
Research Output		
Peer-Reviewed Journal Publications		-
Conferences Presentations		76
Finance (Rs.)		
Total Operating Expenses		125,960,356.62

8.12 Postgraduate Institute of Medical Sciences (PGIMS)

Overview

The Postgraduate Institute of Medical Sciences (PGIMS) was established on 9 September 2019 under section 24A (1) of the Universities Act, No. 16 of 1978, and was published in Gazette Extraordinary No. 2141/13 of 2019. The Institute is affiliated to the University of Peradeniya, Sri Lanka. At present, the Institute offers two-degree programmes, namely, Master of Science in Exercise and Sport Sciences (MSc. ESS) and Master of Public Health (MPH).

Key Activities and Initiatives

- Admitted the 2nd batch of students for the following master's degree programmes;
  - Master of Public Health (MPH)
  - Master of Science in Exercise and Sport Sciences (MSc. ESS)
- Conducted the final examinations for the MPH students (1st batch).
- Secured approval for transferring the following degree programmes from the Faculty of Dental Sciences, University of Peradeniya.
  - Master of Oral Medicine and Oral Radiology (1-Year programme)
  - Master of Science in Oral Medicine and Oral Radiology (02 Year programme)

Major Accomplishments

- Initiated discussions with the Chairman of the "Youth Education China" to offer the degree programmes to Chinese students.
- The institute was able to cover most of its expenditure through generated funds.

Key Statistics		
Human Capital		
Postgraduate Students	New Registrations	43
	Total Enrolment	101
	Graduates	-
Number of Teaching Staff	Permanent	-
	Visiting	37
Non-Academic Staff		02
Intellectual Capital		
Board of Studies		04
Postgraduate Degrees/Diplomas Offered	Diplomas	-
	M.Sc.	02
	M.Phil.	-
	Ph.D., DBA	-
		-
		-
Awards Received	National	-
	International	-
Teacher-to-Student Ratio		
New Courses Introduced		-
Research Grants secured (2024)		-
	Net Value (Rs.)	-
Research Output		
Peer-Reviewed Journal Publications		-
Conference Presentations		-
Finance (Rs.)		
Total Operating Expenses		

8.13 Postgraduate Institute of Science (PGIS)

Overview

The Postgraduate Institute of Science (PGIS) promotes advancement of science, technology, and society through its postgraduate programmes and scientific research. It offers interdisciplinary postgraduate education and research across all branches of science. Over the years, PGIS has successfully expanded, offering multiple postgraduate programmes under 11 Boards of Study, with participation of students from universities across Sri Lanka and abroad. PGIS remains committed to developing leaders in the scientific community and contributing to societal progress through research that addresses both national and global challenges.

Key Activities and Initiatives

- Developed comprehensive curricula for new programmes and carried out advanced revisions to existing programmes and the PGIS Handbook.
- Admitted students for various Master/MSc programmes in 2024 and registered over 60 students for MPhil and PhD programmes.
- Initiated the implementation of a Management Information System (MIS) to streamline operational processes, will full integration scheduled for 2025.
- Organized and hosted numerous national and international webinars, workshops, short courses and conferences, including the prestigious Annual PGIS Research Conference (RECON-2024).
- Launched several collaborative research programmess with prestigious research institutes worldwide.
- Introduced a school linkage programme for O/L & A/L students, organized by the Young Research Forum of the PGIS.

Major Accomplishments:

- Successfully completed a Master degree programme catered specifically to Chinese students, fostering global academic collaboration.
- Acquired state-of-the-art instruments to establish advanced laboratories, enhancing research capabilities.
- Received a Clear Audit Opinion for the year 2023.
- Eleven research grants awarded in 2022 funded through generated income of the Institute were extended for the second year.
- Publishing the abstracts of the Research Congress (RESCON 2024) on Google Scholar.

Key Statistics

Human Capital		
Postgraduate Students	New Registrations	202
	Total Enrolment	2114
	Graduates	85
Number of Teaching Staff	Permanent	233
	Visiting	
Non-Academic Staff		25
Intellectual Capital		
Board of Studies		11
Postgraduate Degrees/ Diplomas Offered	Diplomas	1
	M.Sc.	28
	M.Phil.	11
	Ph.D., DBA	11
Awards Received	National	-
	International	-
Teacher-to-Student Ratio		-
New Courses Introduced		-
Research Grants Secured (2024)		14
Total Value (Rs.)		7,240,591.29
Research Output		
Peer-Reviewed Journal Publications		34
Conferences Presentations		40
Finance (Rs.)		
Total Operating Expenses		Rs. 90,000,000.00

9. Financial Performance

Introduction

The Department of Financial Administration at the University of Peradeniya remains committed to excellence in managing financial operations of the University. The Department oversees a broad range of financial management functions, including cash management, financial planning and budgeting, treasury management, financial reporting, statutory relations, and self-financing activities. This report outlines the performance of the Finance Administration Department in 2024, building upon the foundations laid during previous years.

Operational Structure

The Financial Administration Division is structured to ensure effective management of the finances of the University. Led by the Bursar (Head of Finance), the division oversees twelve (12) central sub-divisions and ten (10) branches that serve all the faculties and the Centre for Distance and Continuing Education. Despite operating with a reduced cadre of 12 senior financial administrative officers out of an approved 25, our team of Deputy Bursars, Senior Assistant Bursars, Assistant Bursars, Book-keepers, Management Assistants and work aids has continued to deliver exceptional service to all stakeholders.

Enterprise Resource Planning (ERP) System

The SAP Business One ERP system, implemented in 2022, matured significantly in 2023 and 2024, enhancing operational efficiency and transparency. The system now fully integrates all finance Divisions and units of the university, providing a seamless platform for managing financial and operational processes. New modules introduced in 2024 have improved online payments and advanced analytics, contributing to reducing paper usage and standardized processes.

Financial Performance Overview

Revenue Growth

In 2024, the total revenue reached **Rs. 10.18 billion**, marking an increase from **Rs. 9.75 billion** in 2023. This reflects effective strategic initiatives, diversified income sources, and efficient management of government grants, other grants, and self-financing activities.

Non-Exchange Revenue: Recurrent Rs. 9.45Bn Capital Rs.0.72Bn	Government Grant
Exchange Revenue: Capital Rs. 0.662Bn.	Self-Financing Activities, Research Grants, consultancy, services and Donations

Revenue Stream Growth (2023 vs. 2024)

	2024	2023
Govt. Grants	9.15	8.68
Internal Income	0.66	0.75
Other Grants	1.09	1.45

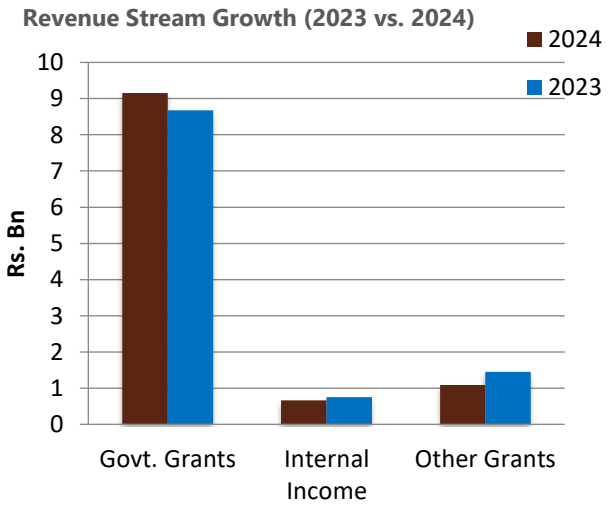

Revenue Composition (2024)

	2024
Govt. Recurrent Grants	8.46
Govt. Capital Grants	0.65
Internal Income	0.66
Other Grants	1.09

Revenue Composition (2024)

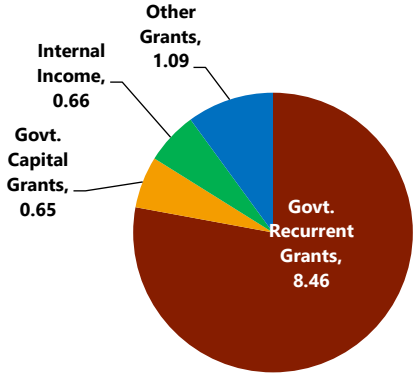

Expenditure Management

Total expenses for 2024 amounted to **Rs. 12.2 billion**, up from Rs. 11.82 billion in 2023. Personnel emoluments remained the largest expenditure.

Personnel Emoluments	Rs. 8.31Bn	68.11%
Other Recurrent Expenditure	Rs. 1.54Bn	12.62%
Capital Expenditure	Rs. 0.73Bn	5.98%
Financial Assistance to Students	Rs. 0.42Bn	3.44%
Non Operational Expenditure	Rs. 1.20Bn	9.84%

Expenditure Breakdown (2024)

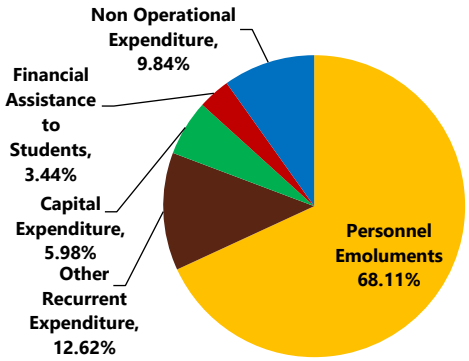

Value Addition and Financial Position

The total assets of the University grew to **Rs. 33.41 billion** in 2024 from Rs. 32.62 billion in 2023, driven by investments in property, plant, and equipment. Non-current assets increased significantly, reflecting ongoing infrastructure developments. The strong liquidity of the Universityis demonstrated by current assets of Rs. 5.36 billion against current liabilities of Rs. 0.39 billion.

Financial Position Highlights

	2024	2023
Total Assets	Rs. 33.41 Bn	Rs. 32.62 Bn
Total Liabilities	Rs. 3.48 Bn	Rs. 2.95 Bn
Net Assets / Equity	Rs. 29.93 Bn	Rs. 29.67 Bn

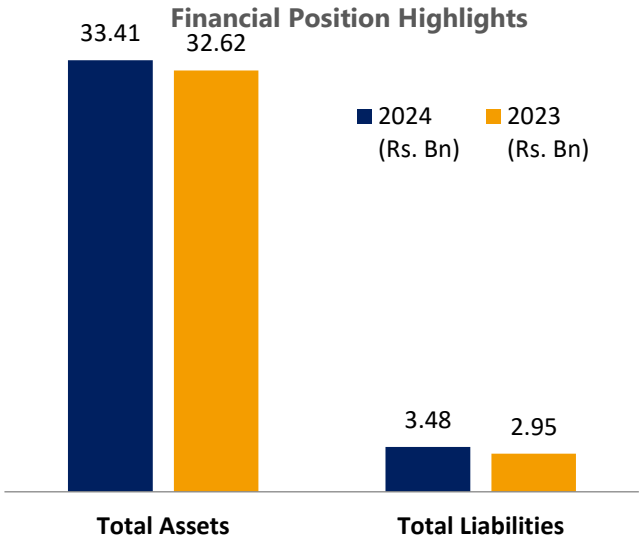

Chart 4: Assests Growth Time (2018-2024)

Year	Total Assets
2018	26.1 Bn
2019	26.7Bn
2020	26.7Bn
2021	27.6 Bn
2022	32.5 Bn
2023	32.6 Bn
2024	33.4 Bn

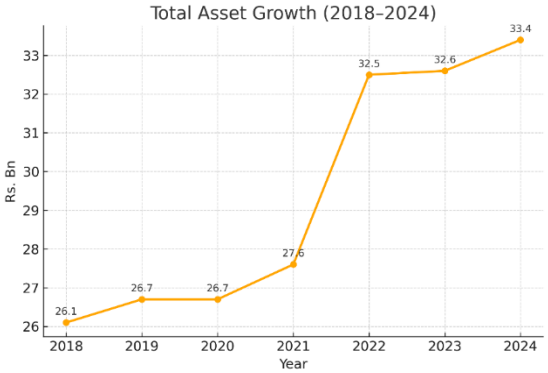

Current Assets vs. Current Liabilities (2024)

Year	Current Assets	Current Liabilities
2024	5.36 Bn	0.39 Bn

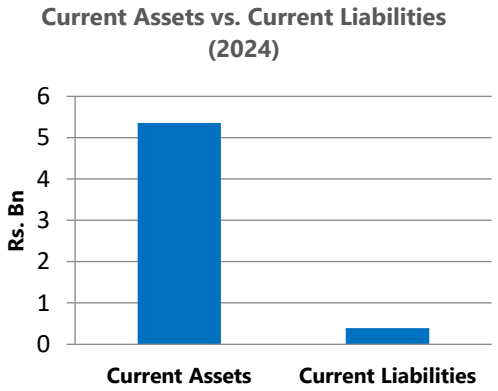

Cost per Student

The cost per student in 2024 was **Rs. 773,535**, reflecting sustained commitment to high-quality education and research of the University.

Chart 6: Cost per Student Trend (2018–2024)

Year	Cost per Student (Rs)
2018	609,450
2019	936,547
2020	876,716
2021	754,952
2022	742,977
2023	779,864
2024	773,535

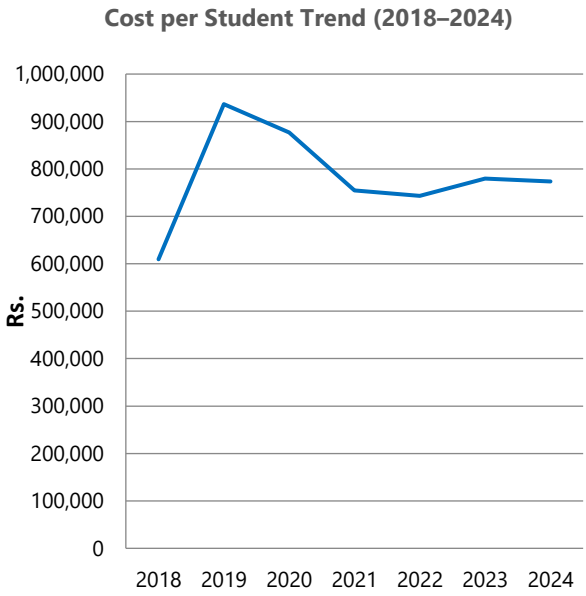

Challenges and Looking Forward

A major challenge in 2024 was the shortage of human resources within the Financial Administration Department, with only 12 senior officers in post against an approved cadre of 25. Despite this, uninterrupted financial services and support were delivered.

Historic Milestone: Auditor General of Sri Lanka Grants True and Fair View Opinion on Financial Statements of the University of Peradeniya for the Year 2024

For the first time in the history of the University, the Auditor General of Sri Lanka has granted his opinion on the financial Statements of the University as presenting a true and fair view, marking a significant achievement in transparency, accountability, and sound financial management.

Looking forward

In 2025, the Financial Administration Division will continue to build on its achievements, focusing on financial sustainability, technological advancements, and supporting the mission of the University for academic and research excellence. Efforts to address human resource constraints and further optimize financial management practices will be prioritized.

10. Report of the Audit and Management Committee

Introduction

According to clause 4.2 of the Guidelines on Corporate Governance for State-Owned Enterprises, the Audit Committee should consist of 3 non-executive directors or 1/3rd of non–executive directors of the Board, whichever is higher, with at least one member possessing knowledge and qualifications in financial management, with such member being appointed as the Chairman of the Audit Committee. Whenever the Board of Directors consists of a Treasury representative, such member should be appointed to the Audit Committee, and the Representative of the Treasury should be appointed as Chairman as per the directives given by the COPE.

In 2024, four (04) Audit and Management Committee meetings were held. The Committee performed its duties in accordance with the scope specified in the Public Enterprises Guidelines for Good Governance, University Grants Commission Circulars, Ministry of Higher Education Circulars, and Department of Management Audit Circulars, and made recommendations to strengthen the Internal Control Systems and improve the Administrative and Finance Procedures of the University of Peradeniya.

Progress

During the year under review, the Audit and Management Committee has made several recommendations, directions, and proposals aimed at strengthening internal controls and ensuring adherence to applicable rules and regulations. The University of Peradeniya also obtained a qualified audit opinion from the Auditor General on the financial statements for the financial year ended December 31, 2023, for the tenth consecutive year.

Important matters and work done by the Internal Audit Division under the guidance of the Audit and Management Committee can be summarized as follows.

- During 2024, the Internal Audit Division completed 100% of pre audit activities and 65% of other activities outlined in the Audit Plan, covering 17 programmes approved by the Audit and Management Committee. Accordingly, the Internal Audit Division issued 29 internal audit reports and made over 300 recommendations, including those based on audit queries from the National Audit Office, to strengthen the internal control systems of the University.

- Conducted procurement and contract audits related to capital projects, rehabilitation, improvement of capital assets, and maintenance activities.

- Reviewed, evaluated and provided recommendations to improve systems and internal controls related to the verification of library books at the Main Library and faculty libraries, as well as the awarding and utilization of endowment funds for students.

- Conducted a special audit of training programmes, research operations, self-generating activities, and stores management.

- Reviewed, evaluated and provided recommendations to improve systems and internal controls related to the operations of the Veterinary Livestock Farm, Works Department, English Language Teaching Unit, Security Division, and the Office of the Marshall.

- Reviewed and audited payment vouchers, and the annual budget.

- Reviewed, evaluated, and provide recommendations to upgrade the systems and internal controls related to the payment of gratuity to the University staff.

- Reviewed, evaluated, and provided recommendations to upgrade the systems and internal controls related to the Purchase of Goods to University Stores.

- Issued Management Letters to streamline

internal control system regarding the submission of bond and agreement specimens to be signed when awarding fellowships or scholarships to university students pursuing postgraduate studies.

- Collaborated with the external auditor and directed University officers and internal auditors to take appropriate action on the deficiencies and lapses highlighted in the Auditor General's audit queries and reports.

- Continuously monitored the responses to audit queries and follow-up actions taken.

- Reviewed, evaluated and provided recommendations to improve systems and internal controls in areas including human resource development, employee attendance, inventory and stock verification, contract administration, revenue, expenditure, investments, procurement, payroll management, financial management, management of staff quarters, recruitments, promotions, payment of retiring benefits (release of UPF), bond and agreement violations, environmental management (landscaping), and cash management.

- Additionally, the Internal Audit Division has nearly completed its annual internal audit plan by applying sample audit techniques, tests of controls, substantive analytical procedures, and detailed substantive procedures.

- The Internal Audit Department also carried out routine mandatory pre-audit activities for the year 2024, as summarized below.

A sum of Rs. 15,995,882.24 was saved by the University in 2024 through pre-audit activities.

Pre-Auditing Activities (No. of Files)	Total
University Provident Fund (Permanent)	152
University Provident Fund (Temporary)	237
Retirement Gratuity	130
Pensions	50
Bonds & Agreements	102
Payment of Construction Contracts	26
Arrears of Salaries	16
Grand Total	**713**

- Audit Queries of the National Audit Office

Audit queries received from the Auditor General have been addressed by enhancing the University's internal control systems. The following details summarize the responses and actions taken over the past five years.

Year	No. of Audit Queries	Answered	Un- answered/ to be Answered
2020	26	26	-
2021	27	27	-
2022	39	39	-
2023	35	35	-
2024	20	14	06*

* Answers are being prepared

Failures and Justifications

The activities of the Internal Audit Division were limited in comparison to the approved internal audit plan due to insufficient human resources during the year. Since 2023, the Internal Audit Division has expanded its responsibilities beyond the University of Peradeniya to include the Postgraduate Institutes of Agriculture, Science, Humanities, and Social Sciences, and Medical Sciences. These institutes function as separate entities funded by the national budget but do not have dedicated internal audit staff.

The Internal Audit Division of the University is required to support more than 24 Audit and Management Committee meetings annually, with at least four meetings for the University and four for each postgraduate institute. As the internal auditor is required to attend every meeting and take minutes, along with allocating significant time and personnel for pre-audit activities, the execution of the planned internal audit work has been adversely affected due to a lack of adequate staffing.

The following outlines the limitation in staff allocation for the Internal Audit Division.

Work Attended	Approv -ed cadre	Existing Cadre as at 31.12.2024	Vacan cies	Remarks
Internal Auditor	01	01	-	Acting Appointment
Deputy Internal Auditor	01	-	-	Vacant from May 2024
Senior Assistant	02	02	-	01- Study Leave

Internal Auditor				
Assistant Internal Auditor	01	-	01	Vacant from the year 2020
Audit Assistant	13	09	04	Vacant from the year 2021
Total	**18**	**12**	**05**	

Given the substantial volume of activities carried out by the University of Peradeniya and its affiliated Postgraduate Institutes, it is justifiable to allocate additional cadres to ensure the full implementation of the University's Annual Audit Plan. Furthermore, a separate cadre should be allocated for each Postgraduate Institute to enable smooth functioning of their internal audit activities.

Future Plans

The Internal Audit Division has outlined the following objectives:

1. Obtain favourable Audit Opinion from the Auditor General.
2. Enhance the knowledge of the University staff by conducting awareness workshops on financial and administrative rules and regulations.
3. Strengthen the University's internal control systems.
4. Evaluate the performance of the Audit Division using key performance indicators.

Mrs. A.A.T.K. Adikari
Chairman,
Audit and Management Committee

11.

Financial Statements

(For the year ended 31st December 2024)

"You have more independent eyes scrutinizing the decision-making and financial statements of companies."

-Steve Odland-

11.1 Statutory Report

01. GENERAL

1.1 The financial statements of the University of Peradeniya have been prepared and submitted in terms of section 106 (1) and 107 (b) of the Universities Act No 16 of 1978 and subsequent amendments and in terms of the Section 13 (6) of the Finance Act No 38 of 1971.

1.2 In Compliance with the instructions of Director General, Department of Public Enterprises by his letter No: PE/168/4/2003 dated 15.10.2003, the financial statements of the Postgraduate Institute of Agriculture (PGIA), Postgraduate Institute of Science (PGIS) and Postgraduate Institute of Humanities and Social Sciences (PGIHS), Postgraduate Institute of Medicine Sciences (PGIMS) are not amalgamated into the financial statements of the University. These four institutions were established as affiliated institutes of the University but incorporated separately, thereby considered as separate entities.

1.3 The financial statements of the University of Peradeniya have been prepared and presented in accordance with the Sri Lanka Public Sector Accounting Standards (SLPSAS) unless otherwise stated that Generally Accepted Accounting Principles (GAAP) and policies have been followed consistently.

1.4 The University of Peradeniya has worked towards achieving the goals and objectives identified in the Corporate Plan of the University for the year under review. As a pioneer University in the country, University of Peradeniya has been able to fulfil the social responsibilities in the areas of higher education, research and innovation.

02. FINANCIAL HIGHLIGHTS

2.1 GOVERNMENT FUNDING

2.1.1 Recurrent Grants Received.

Description	2024 Allocation LKR.	2024 LKR.	2023 LKR.
Recurrent Grant - GOSL	8,456,230,00	8,456,230,000	7,975,000,000
Mahapola Scholarships	389,156,850	389,156,850	329,613,500
Bursary Scholarships	31,420,000	31,420,000	58,714,400
Total	**8,876,806,850**	**8,876,806,850**	**8,363,327,900**

2.1.2 Capital Grants Received (GOSL)

Description	2024 Allocation LKR.	2024 LKR.	2023 LKR.
Building Constructions	179,890,000	179,890,000	257,800,000
Equipment, Books and Periodicals	145,000,000	145,000,000	125,000,000
Rehabilitation and Maintenance of Fixed Assets	285,110,000	285,110,000	67,200,000
Human Capital Development	15,000,000	15,000,000	19,000,000
Capital grants for Research	25,000,000	25,000,000	56,000,000
Total - University Capital Grant	**650,000,000**	**650,000,000**	**525,000,000**
Ministry of Education Grants - CDP Project	500,000,000	444,424,855.66	-
AHEAD Project Grants	-	114,879,868.27	-
Grand Total - Capital Grant	**1,150,000,000**	**1,209,304,724.00**	**525,000,000**

2.2 INTERNAL GENERATED INCOME

Description	2024 LKR.	2023 LKR.
Interest Income	258,225,797.98	352,339,899.40
Income from Research Grants and Self-Financing Activities	572,778,640.25	645,900,012.10
Other Internally Generated Income	**404,409,363.78**	**396,492,395.57**
Total	**1,235,413,802.01**	**1,394,732,307.07**

2.3 OPERATING SURPLUS/ (DEFICIT)

The net Deficit for the year 2024 is LKR 587,618,865.72 compared to the net Deficit of LKR. 177,927,611.97 in 2023. The Net Operating result of the University after adjusting non-financial transactions is as follows:

Description	2024 LKR.	2023 LKR.
Net Surplus/(Deficit)	(587,618,865.72)	(177,927,611.97)
Non-Financial Transactions		
Add- Allowance for Depreciation & Amortization of Intangible Assets	1,205,840,958.66	1,532,496,235.94
Provision for Gratuity	698,829,882.27	441,051,267.20
Net operating Surplus/(Deficit) after adjusting for Notional Expenses	**1,317,051,975.22**	**1,795,619,891.17**

2.4 LOANS GRANTED TO EMPLOYEES

Four different types of loans (Distress, Computer, Staff and Vehicle) are granted to the employees of the University and recovered over a period of six years. Interest of loan balances to be recovered within a year over 12 months and capital of loan recovered within a year over 10 months as per the UGC circular No: 70, have been shown as current assets and remainder is shown as non-current assets. The loans granted from the University Provident Fund to the employees of the University are administered by the University Grants Commission (UGC) and therefore, it is not included in the Financial Statements of the University.

2.5 RECOVERIES FROM VIOLATORS OF BONDS AND AGREEMENTS.

The university recovered an amount of LKR 136,908,422.49 from violators of bonds and agreements in 2024, compared to LKR 115,326,086.64 recovered in 2023. The receivable and liability balances of these violators as of 31st December 2024 are shown below. Interest receivable calculations are based on the directives issued by the University Grants Commission Circular 01/2024. The applicable interest rate for 2024 was the Average Weighted Lending Rate (AWLR), which stood at 14.21% as of 29th December 2023.

Description	2024 LKR.	2023 LKR.
Balance receivable as at 1st January	321,646,505.72	240,944,708.51
Receivables of Violation of Bonds & agreements during the year	171,080,615.95	196,027,883.85
Less- Adjustments during the year	(27,096,897.19)	-
Interest Receivable from violation of bonds and Agreements for the year 2024	37,292,571.06	-
Less - Recovered during the year	(136,908,422.49)	(115,326,086.64)
Balance as of 31st December	**366,014,373.05**	**321,646,505.72**

2.6 SCHOLARSHIP FUNDS/ENDOWMENT FUNDS

The University maintains separate individual scholarship funds for each scholarship granted by local and foreign individuals and institutional donors. The interest income derived from investments of such funds are utilized for the payment of scholarships according to the criteria approved by the Scholarship Committee.

2.7 CASH AND CASH EQUIVALENTS

Cash and cash equivalents are defined as cash in hand, demand deposits and short term highly liquid investments readily convertible to known amounts of cash and subject to insignificant risk of change in value. The summarized bank account balances, as at 31st December are as follows.

Account Type	2024 LKR.	2023 LKR.
Call Deposit Accounts	610,864,740.07	135,946,452.67
Savings Accounts	3,355,687.60	3,387,306.65
Current Accounts - Research Grants	323,210,905.00	377,534,829.81
- Recurrent	20,667,960,91	18,762,135.01
- Capital	3,815,100.82	1,435,172.18
Residential Foreign Currency (RFC) Accounts	79,648,175.32	119,033,556.50
Total	**1,041,562,569.72**	**656,099,452.82**

03. PROVISION FOR GRATUITY

Provisions have been made for gratuity of the employees of the University according to the provisions of the Gratuity Act No: 12 of 1983. The summary of provision for gratuity as at 31st December 2024 according to employee categories are as follows.

Employee Category	2024 LKR.	2023 LKR.
Academic	2,095,672,913	1,696,178,911
Non-Academic	992,590,672	882,809,129
Total	**3,088,263,585**	**2,578,988,040**

04. CONTINGENT ASSETS AND CONTINGENT LIABILITIES

Contingent Assets and Contingent Liabilities arising from legal cases filed by the University and filed against the University have been disclosed in schedules to the Financial Statements as laid down in the SLPSAS 08.

05. COST PER STUDENT

The cost per student for the year ended 31st December 2024 and comparison for last 7 years are given below.

Year	Number of Students	Cost per student with Depreciation LKR.	Cost per student without Depreciation LKR.	Recurrent Grant per student LKR.
2024	14847	773,535	692,317	569,558
2023	14181	779,864	671,797	562,372
2022	13731	742,977	664,791	567,329
2021	12265	754,952	674,678	614,024
2020	11280	876,716	767,947	653,546
2019	10951	939,547	837,555	632,523
2018	12756	609,450	531,352	419,686

06. PRIOR PERIOD ERRORS

Prior period errors related to the year 2023 have been recognized in the year 2024 corrected by restating the comparative figures of the opening balances of Assets, Liabilities and net Assets/Equity for the prior period presented in compliance with the SLPSAS 03.

11.2 Statements of the Financial Position

		Notes	2024 LKR	2023 (Restated) LKR	2023 LKR
ASSETS					
CURRENT ASSETS					
Cash and cash equivalents		1	1,041,562,569.72	656,099,452.82	656,099,452.82
Investment - Endowment Funds			409,863,289.33	334,329,446.47	334,329,446.47
Investment - Restricted Funds			2,731,658,849.99	2,036,763,301.92	2,036,763,301.92
Sundry Debtors and Receivables		2	319,661,064.95	305,537,733.95	255,779,600.52
Monies due from other Institutions		3	5,983,878.65	2,859,874.56	2,859,874.56
Advances		4	77,895,119.70	66,528,266.57	66,936,368.47
Fuel Deposits		5	1,833,000.00	1,739,950.00	1,739,950.00
Loans to staff		6	79,325,479.36	71,145,753.34	71,145,753.34
Inventories		7	327,702,364.41	327,786,242.96	327,786,242.96
Pre payments			864,776.50	770,792.09	770,792.09
Receivable from Bond Violators		8	366,014,373.05	321,614,100.83	321,646,505.72
TOTAL CURRENT ASSETS			**5,362,364,765.66**	**4,125,174,915.51**	**4,075,857,288.87**
NON-CURRENT ASSETS					
Loans to staff		6	171,466,081.93	179,240,885.82	179,240,885.82
Biological Assets		9	38,289,424.00	34,797,070.00	35,355,070.00
Property plant and equipment	Tangible	10	25,833,983,728.44	26,489,276,845.00	26,417,960,158.46
	Intangible	10	17,748,303.76	22,002,162.59	22,002,162.59
Work in Progress		11	1,983,351,915.94	1,770,466,834.03	1,770,466,834.03
TOTAL NON-CURRENT ASSETS			**28,044,839,454.07**	**28,495,783,797.44**	**28,425,025,110.90**
TOTAL ASSETS			**33,407,204,219.73**	**32,620,958,712.95**	**32,500,882,399.77**
EQUITY & LIABILITIES					
CURRENT LIABILITIES					
Miscellaneous Deposits		12	7,562,609.02	6,840,869.52	6,840,869.52
Sundry payables and Pre-receipt		13	249,961,554.56	237,805,144.57	238,069,207.21
Accrued Expenses		14	136,128,091.45	125,042,132.23	149,043,596.75
TOTAL CURRENT LIABILITIES			**393,652,255.03**	**369,688,146.32**	**393,953,673.48**
NON-CURRENT LIABILITIES					
Gratuity Provision		15	3,088,263,584.95	2,578,988,040.95	2,578,988,040.95
TOTAL NON-CURRENT LIABILITIES			3,088,263,584.95	2,578,988,040.95	2,578,988,040.95
TOTAL LIABILITIES			3,481,915,839.98	2,948,676,187.27	2,972,941,714.43
TOTAL NET ASSETS/ EQUITY			**29,925,288,379.75**	**29,672,282,525.95**	**29,527,940,685.34**
EQUITY					
Capital Grant - unspent		16	502,655,596.33	30,136,797.17	30,136,797.17
Accumulated Fund-Capital			9,074,920,905.61	9,559,122,857.36	9,487,462,693.48
Accumulated Surplus/(Deficit)			5,672,517,967.43	5,763,692,440.58	5,670,733,927.90
			15,250,094,469.37	**15,352,952,095.11**	**15,188,333,418.55**
RESERVE & RESTRICTED FUNDS					
Violation of Bonds and Agreement Fund			1,106,241,844.87	929,400,741.92	929,400,741.92
Endowment Funds			427,130,622.94	380,078,182.74	380,078,182.74
Research Grants			348,270,162.90	287,620,926.69	292,285,497.84
Miscellaneous Projects			193,856,588.00	180,132,900.24	180,132,900.24

Deferred Income - Self-Financing Activities	504,079,708.25	458,024,369.48	458,458,874.99
Other Funds	279,753,565.00	268,211,891.35	283,305,650.64
Fixed Assets Revaluation Reserve	11,815,861,418.42	11,815,861,418.42	11,815,945,418.42
TOTAL RESERVE & RESTRICTED FUNDS	14,675,193,910.38	14,319,330,430.84	14,339,607,266.79
TOTAL NET ASSETS/EQUITY	**29,925,288,379.75**	**29,672,282,525.95**	**29,527,940,685.34**

We certify that the financial statements comply with the requirements of the Finance Act No 38 of 1971. The governing council is responsible for the preparation and presentation of these Financial Statements.



11.3 Statements of Financial Performance

	Notes	2024 LKR	2023 (Restated) LKR	2023 LKR
REVENUE				
CURRENT				
REVENUE FROM NON-EXCHANGE TRANSACTIONS - CURRENT		-	-	-
Government Grants - Recurrent		8,456,230,000.00	7,975,000,000.00	7,975,000,000.00
UGC Grants - Recurrent		3,162,000.00	-	-
Government Grants - Capital - Recurrent Nature		59,890,824.62	10,193,171.52	10,193,171.52
Government Grants - Human Capital Development- Recurrent Nature		137,226.63	1,194,050.76	1,194,050.76
Grants - Bursary		31,420,000.00	58,714,400.00	58,714,400.00
Grants - Mahapola		389,156,850.00	329,613,500.00	329,613,500.00
Internal Generated Income	17	400,919.92	423,989.00	423,989.00
Income from Research Grants, Self-Finance Activities & others		572,778,640.25	645,900,012.10	646,200,716.22
TOTAL REVENUE FROM NON-EXCHANGE TRANSACTIONS - CURRENT	-	**9,513,176,461.42**	**9,021,039,123.38**	**9,021,339,827.50**
REVENUE FROM EXCHANGE TRANSACTIONS - CURRENT		-	-	-
Interest Income		258,225,797.98	352,339,899.40	368,340,461.84
Internal Generated Income	17	404,008,443.86	396,068,406.57	319,031,193.25
TOTAL REVENUE FROM EXCHANGE TRANSACTIONS - CURRENT		**662,234,241.84**	**748,408,305.97**	**687,371,655.09**
TOTAL REVENUE - CURRENT		**10,175,410,703.26**	**9,769,447,429.35**	**9,708,711,482.59**
CAPITAL				
REVENUE FROM NON-EXCHANGE TRASACTIONS - CAPITAL				
Capital Transfer		626,814,275.83	697,089,578.56	697,089,578.56
Gift, Donation, Goods in kind- Local & Foreign		46,899,351.51	352,872,653.52	352,872,653.52
Assets Received From Research Grants		47,925,379.57	61,908,925.44	61,908,925.44
TOTAL REVENUE - CAPITAL		**721,639,006.91**	**1,111,871,157.52**	**1,111,871,157.52**
TOTAL REVENUE		**10,897,049,710.17**	**10,881,318,586.87**	**10,820,582,640.11**
EXPENSES				
CURRENT				
Personnel Emoluments		8,310,059,646.31	7,472,770,758.83	7,481,680,629.42
Travelling Expenses		26,977,368.28	34,795,876.42	34,876,015.00
Supplies		359,211,643.53	411,763,708.86	422,258,345.03
Maintenance Expenditure		107,995,312.03	103,926,125.97	105,815,507.00
Contractual Services		627,722,994.55	694,906,597.39	699,478,658.82
Financial Assistance to Students		420,576,850.00	388,329,500.00	388,329,500.00
Other Recurrent Expenses		426,283,802.53	420,257,377.93	426,533,856.05
TOTAL EXPENSES (NON CAPITAL NATURE)		**10,278,827,617.23**	**9,526,749,945.40**	**9,558,972,511.32**
CAPITAL				
Depreciation		1,201,440,526.13	1,527,463,863.61	1,599,124,027.49
Amortization of Intangible Assets		4,400,432.53	5,032,389.83	5,032,389.83
TOTAL NON OPERATING EXPENSES		**1,205,840,958.66**	**1,532,496,253.44**	**1,604,156,417.32**
TOTAL EXPENSES		**11,484,668,575.89**	**11,059,246,198.84**	**11,163,128,928.64**
SURPLUS/(DEFICIT) FOR THE YEAR		**(587,618,865.72)**	**(177,927,611.97)**	**(342,546,288.53)**
Current Surplus/(Deficit) for the period		(103,416,913.97)	242,697,483.95	149,738,971.27
Capital Surplus/(Deficit) for the period		(484,201,951.75)	(420,625,095.92)	(492,285,259.80)
		(587,618,865.72)	**(177,927,611.97)**	**(342,546,288.53)**

11.4 Statements of Changes in Equity

Description	Accumulated Surplus/(Deficit) LKR	Revaluation Reserve LKR	Capital Grants Unspent LKR	Other Reserves & Restricted Funds LKR	Accumulated Fund- Capital LKR	Total LKR
Balance as of 01st January 2023	5,478,860,928.26	11,815,945,418.42	64,596,085.29	2,245,480,899.26	9,975,334,131.81	29,580,217,463.04
Unspent Transfer to spent account			(34,459,288.12)			(34,459,288.12)
Net Movement of Funds / Capital Grants				278,180,949.11		278,180,949.11
Net Previous Year Adjustment	28,715,754.52				4,413,821.47	33,129,575.99
Gain/(Loss) from foreign currency transactions -RFC	13,418,273.85					13,418,273.85
Current Surplus/(Deficit) for the period	149,738,971.27					149,738,971.27
Capital Surplus/(Deficit) for the period					(492,285,259.80)	(492,285,259.80)
Balance as of 31st December 2023	**5,670,733,927.90**	**11,815,945,418.42**	**30,136,797.17**	**2,523,661,848.37**	**9,487,462,693.48**	**29,527,940,685.34**
Balance as of 01st January 2023	**5,670,733,927.90**	**11,815,945,418.42**	**30,136,797.17**	**2,523,661,848.37**	**9,487,462,693.48**	**29,527,940,685.34**
Adjustment Previous Year	**92,958,512.68**	**(84,000.00)**			**71,660,163.88**	**164,534,676.56**
Net Movement of Funds/ Capital Grants				**(20,192,835.95)**		**(20,192,835.95)**
Restated Balance as of 31st December 2023	**5,763,692,440.58**	**11,815,861,418.42**	**30,136,797.17**	**2,503,469,012.42**	**9,559,122,857.36**	**29,672,282,525.95**
Balance as of 01st January 2024	**5,763,692,440.58**	**11,815,861,418.42**	**30,136,797.17**	**2,503,469,012.42**	**9,559,122,857.36**	**29,672,282,525.95**
Unspent Transfer to spent account			472,518,799.16			472,518,799.16
Net Movement of Funds / Capital Grants				355,863,479.54		355,863,479.54
Adjustment Previous Year	1,087,877.76					1,087,877.76
Gain/(Loss) from foreign currency transactions -RFC	11,154,563.05					11,154,563.05
Current Surplus/(Deficit) for the period	(103,416,913.97)					(103,416,913.97)
Capital Surplus/(Deficit) for the period					(484,201,951.75)	(484,201,951.75)
Balance as of 31st December 2024	**5,672,517,967.43**	**11,815,861,418.42**	**502,655,596.33**	**2,859,332,491.96**	**9,074,920,905.61**	**29,925,288,379.75**

11.5 Cash Flow Statement

	2024 LKR	2023(Restated) LKR	2023 LKR
CASH FLOW FROM OPERATING ACTIVITIES			
Surplus/Deficit from ordinary Activities	(587,618,865.72)	(177,927,611.89)	(342,546,288.53)
Non Cash movements/Adjustments			
Depreciation and Amortization of Intangible Asset	1,205,840,958.66	1,532,496,253.44	1,604,156,417.32
Previous Year Adjustment	1,087,878.76	-	-
Provision for gratuity	698,829,882.27	441,051,267.20	441,051,267.20
Interest from investment	(258,225,797.98)	(352,339,899.40)	(368,340,461.84)
Profit/Loss arising from livestock	(3,492,354.00)	(10,802,360.00)	(11,360,360.00)
Profit/Loss arising from foreign exchange transactions	11,154,562.95	13,418,273.85	13,418,273.85
Grant for human capital development project	(137,226.63)	(1,194,050.76)	(1,194,050.76)
Government grant for rehabilitation and maintenance	(59,890,824.62)	(10,193,171.52)	(10,193,171.52)
Revenue-Capital Grants and Donations	(721,639,007.91)	(1,111,871,157.52)	(1,111,871,157.52)
Operating Surplus/(Deficit) before working capital changes	**285,909,205.78**	**322,637,543.40**	**213,120,468.20**
Working Capital Changes			
(Increase)/Decrease Advances	(11,366,853.13)	47,155,918.20	46,747,816.30
(Increase)/Decrease Monies due from other Universities/Institutions	(3,124,004.09)	(222,183.21)	(222,183.21)
(Increase)/Decrease Sundry Debtors/ Receivables	(18,665,493.51)	(19,030,035.87)	30,728,097.56
(Increase)/Decrease Fuel Deposit	(93,050.00)	(100,000.00)	(100,000.00)
(Increase)/Decrease Inventories	83,878.55	(25,631,949.00)	(25,631,949.00)
(Increase)/Decrease Prepayments	(93,984.41)	656,501.99	656,501.99
(Increase)/Decrease Receivable on violation of bonds	(44,400,272.22)	(80,669,392.32)	(80,701,797.21)
(Increase)/Decrease Loans to Staff	(404,922.13)	(26,757,990.99)	(26,757,990.99)
(Increase)/Decrease Miscellaneous deposits	721,739.50	757,071.50	757,071.50
(Increase)/Decrease Sundry Payables	12,156,409.99	(29,748,589.39)	(29,484,526.75)
(Increase)/Decrease Accrued expenses	11,085,959.22	(94,790,382.72)	(70,788,918.20)
Net Cash flows from Operating activities after working capital changes	**231,808,613.55**	**94,256,511.59**	**58,322,590.27**
Gratuity Payment	(189,554,338.27)	(274,374,061.62)	(274,374,061.62)
Net Cash flows from Operating activities	42,254,275.28	(180,117,550.03)	(216,051,471.35)
CASH FLOW FROM INVESTING ACTIVITIES			
Purchase of Fixed Assets, Intangible Asset & WIP	(626,814,275.83)	(449,986,772.79)	(449,986,772.79)
Addition to Fixed Assets Research	(49,943,597.69)	-	-
Funds Utilization for Research URG & URC	(37,540,057.95)	(262,995,568.26)	(262,995,568.26)
New Investments	(5,294,325,771.54)	(2,524,338,113.84)	(2,524,338,113.84)
Withdrawal of Investments	4,523,896,380.61	2,188,547,472.33	2,188,547,472.33
Interest Received from investment	262,767,960.54	394,094,943.91	403,051,689.09
Net Cash Flows from investing Activities	**(1,221,959,361.86)**	**(654,678,038.65)**	**(645,721,293.47)**
CASH FLOWS FROM FINANCING ACTIVITIES			
AHEAD Project Grants	114,879,868.27	118,858,578.44	118,858,578.44
Government Grants - Capital	650,000,000.00	525,000,000.00	525,000,000.00
UGC Grants	-	10,000,000.00	10,000,000.00
Ministry of Education Grants	444,424,855.66	-	
Bond Violation Fund	176,841,102.95	181,648,918.12	181,648,918.12
Endowment Fund	47,052,440.20	69,828,334.83	69,828,334.83
Research Grants	60,649,236.21	(108,787,888.04)	(104,123,316.89)
Miscellaneous Projects, Other Grants and Deferred Income	71,320,700.18	108,514,408.06	130,827,013.05
Net Cash Flows from Financing Activities	1,565,168,203.47	905,062,351.41	932,039,527.55
Net Increase (Decrease) in Cash & Cash equivalents	385,463,116.89	70,266,762.73	70,266,762.73
Cash and cash equivalents at the beginning of the year	656,099,452.82	585,832,690.09	585,832,690.09
Cash and cash equivalents at the end of the year	**1,041,562,569.72**	**656,099,452.82**	**656,099,452.82**

11.6 Accounting Policies & Disclosures

01. CORPORATE FINANCIAL INFORMATION

1.1 REPORTING ENTITY

University of Peradeniya, located in the Central Province, Kandy District, Peradeniya, Sri Lanka is a fully government owned higher educational Institute established under the Universities Act No 16 of 1978 and subsequent amendments thereto. It is the largest University in Sri Lanka in terms of the student population, funds allocation, number of faculties and employees etc.

1.2 REPORTING PERIOD

The Financial period of the University of Peradeniya is from 01st January 2024 to 31st December 2024

1.3 FINANCIAL STATEMENTS

The Financial Statements comprise the Statement of Financial Performance, Statement of Financial Position, and Statement of Changes in Equity, Cash Flow Statement, Comparison of budget and the actual amount and Significant Accounting Policies & Explanatory Notes as at 31st December 2024.

02. SIGNIFICANT ACCOUNTING POLICIES ADOPTED

2.1 STATEMENT OF COMPLIANCE

The Financial Statements have been prepared and presented in compliance with the Sri Lanka Public Sector Accounting Standards (SLPSAS) issued by the Institute of Chartered Accountants of Sri Lanka and Generally Accepted Accounting Principles (GAAP). However, Sri Lanka Accounting Standards (LKAS) have been adopted, where no Public Sector Accounting Standards are available to ensure the fair presentation.

2.2 APPLICATION OF SLPSAS

The University has followed the SLPSAS when preparing and presenting financial statements of the University for the year 2024.

2.3 CHANGES IN ACCOUNTING POLICIES

Alternative accounting treatment for capital grants in terms of Sri Lanka Public Sector Accounting Standard - Revenue from non-exchange transactions (taxes and transfers) (SLPSAS) 11 in SLPSAS Volume (iii) has been adopted with effect from 01.01.2022 and comparative figures for 01.01.2022 has also been shown and no other significant changes in accounting policies taken place during the year 2024.

2.4 FUNCTIONAL AND PRESENTATION CURRENCY.

The Financial Statements have been presented in Sri Lankan Rupees (LKR), which is the functional and presentation currency of the University.

2.5 MATERIALITY AND AGGREGATION

Each material class of similar items has been presented separately in the Financial Statements. Items of dissimilar nature or function are presented separately unless they are immaterial. Financial Statements result from processing many transactions or other events aggregated into the classes according to their nature or function.

2.6 OFFSETTING

Assets and liabilities, revenue and expenses have not been offset unless required by or permitted by SLPSAS.

2.7 GOING CONCERN

The Council of the University of Peradeniya has assessed the ability to continue as a going concern and has a reasonable expectation that the University has adequate resources to continue in operation for the foreseeable future. The Council does not foresee a need for liquidation or cessation of operations, taking into account all available information about the future. Therefore, the University continues to adopt the going concern basis in preparing the financial statements.

2.8 COMPARATIVE INFORMATION

When the presentation or classification of items in the financial statements is amended, comparative amounts have been reclassified unless it is impracticable. When it is impracticable to reclassify comparative amounts, the University has disclosed the nature of adjustments that would have been made if the amounts had been reclassified.

2.9 CURRENT VERSUS NON-CURRENT CLASSIFICATION

The University presents assets and liabilities in the Statement of Financial Position based on current/non-current classification as per SLPSAS.

03. SIGNIFICANT ACCOUNTING JUDGMENTS, ESTIMATES AND ASSUMPTIONS

Preparation of the financial statements of the University requires the management to make judgments, estimates and assumptions, which may affect the income, expenditure, assets, liabilities and disclosure of contingent assets & contingent liabilities as at the end of the financial year.

3.1 REVENUE RECOGNITION

The government grant for recurrent expenditure and income of research grants, miscellaneous projects & other grants, self-financing activities including academic assignments, and all other revenues have been recognized when they receive and where appropriate and practicable revenues have been recognized on accrual basis. Based on the adoption of the Alternative accounting treatment for capital grants in terms of Sri Lanka Public Sector Accounting Standard - Revenue from non-exchange transactions (taxes and transfers) SLPSAS 11 in SLPSAS Volume iii with effect from 01.01.2022, revenue from capital grants has also been recognized in the Statement of Financial Performance.

3.2 GOVERNMENT GRANTS

Government grants for capital and recurrent expenditure are recognized only when they are received by the University, keeping in line with the provisions of the SLPSAS 01. With the adaptation of the "Alternative accounting treatment for capital grants in terms of Sri Lanka Public Sector Accounting Standard - Revenue from non-exchange transactions (taxes and transfers) SLPSAS 11 in SLPSAS Volume (iii) with effect from 01.01.2022, when Property, Plant and Equipment are purchased out of Capital Grants and Donated Assets etc. are shown under the Revenue from Non Exchange Transaction - Capital in the Statement of Financial Performance. The recurrent grant received for the year has been recognized as Revenue from non-Exchange Transaction - Current in the Statement of Financial Performance. Further, capital grants received by the University has been accounted through capital grant spent and unspent accounts and the effect of them are directly incorporated with the Statement of Financial Position

3.3 PROPERTY PLANT AND EQUIPMENT (PPE)

3.3.1 BASIS OF RECOGNITION

PPE is recognized if it is probable that future economic benefits associated with the asset will flow to the University and the cost of the asset can be measured reliably.

3.3.2 BASIS OF MEASUREMENT-

The financial statements have been prepared using the **historical cost convention**, except where otherwise noted. Under the historical cost convention, assets and liabilities are recognized and measured at their original acquisition costs, which may include transaction costs that are directly attributable to the acquisition or creation of the asset or liability.

Property, Plant & Equipment are initially recognized at cost, including the cost of purchase with any incidental expenses incurred in bringing the assets to their working conditions for their intended use, subsequent to initial recognition, property, plant and equipment are measured at cost less accumulated depreciation and accumulated impairment loss.

An item of PPE that qualifies for recognition as an asset is initially measured at its cost. Cost includes expenditure that is directly attributable to the acquisition of the asset and subsequent costs. The cost of self-constructed assets includes the cost of materials, direct labour, and any other costs directly attributable to bringing the asset to a working condition for its intended use, the costs of dismantling and removing the items and restoring the site on which they are located. Purchased software which is integral to the functionality of the related equipment is capitalized as part of that equipment.

All buildings and motor vehicles were revalued by the Department of Valuation, while other classes of assets namely Office & Other Equipment, Laboratory & Teaching Equipment, and Cloaks were revalued by an internally appointed committee as at 01 January 2016, except for Library Books and Periodicals. The Library Books and Periodicals were subsequently revalued by the internal committee as at 01 January 2019. All lands and motor vehicles belonging to the University were revalued again as at 01 January 2022. The respective adjustments resulting from these revaluations have been incorporated into financial statements of the university in accordance with SLPSAS 07.

The University applied the revaluation model for the entire class of PPE after initial recognition at cost up to 31 December 2022. If the carrying amount of a class of assets is increased as a result of a revaluation, the increase has been credited directly to revaluation surplus, and if the carrying amount of a class of assets is decreased as a result of a revaluation, the has been recognized in surplus or deficit.

Accounting Policy on Treatment of "Zero" Values in Property, Plant, and Equipment (PPE)

In accordance with the guidance issued by the Sri Lanka Public Sector Accounting Standards (SLPSAS) Interpretation Committee in 2023 regarding the treatment of Property, Plant, and Equipment (PPE) assets carrying "zero" values, and in line with the requirements of **SLPSAS 7**, the University of Peradeniya has adopted the following accounting policy effective from the financial year 2023:

Where the University has adopted the cost model for PPE and the residual value of an asset has been determined to be zero, the asset's carrying value is recognised at zero. This reflects the asset's cost less accumulated depreciation and any accumulated impairment losses.

Accordingly, the University continues to follow the cost model for PPE as per SLPSAS 7, and the values carried in the financial statements as at 31.12.2022 are considered the cost of such assets. This note discloses the accounting treatment applied to assets within the PPE category that are currently recognised with a carrying value of zero.

3.3.3 DEPRECIATION OF PPE

The University adopts the straight-line method of depreciation where PPE except Lands are depreciated at the below mentioned rates and the depreciation expenditure is recognized in Statement of Financial Performance based on the UGC Circulars: 649 and 09/2022. Depreciation of an asset begins from the date it is available for use or in respect of self-constructed assets from the date that the asset is completed and ready for use. Depreciation ceases at the earlier of the date that the asset is classified as held for sale or the date that the asset is derecognized.

Class of Assets	Depreciation rates Per annum	Effective Date
Buildings	5%	01.01.1995
Networking and Communication Systems	5%	01.01.1995
Road Network	5%	01.01.1995
Plant Machinery & Tools	10%	01.01.1995
Furniture & fittings	10%	01.01.1995
Motor Vehicles	20%	01.01.1995
Office & Other Equipment	20%	01.01.1995
Lab & Teaching Equipment	20%	01.01.1995
Library Books & Periodicals	20%	01.01.1995
Cloaks	20%	01.01.1995
Computer Equipment/Accessories	20%	10.05.2022
Computer Software	20%	10.05.2022
Generators and Power supply systems	10%	10.05.2022
Drainage & sewerage Systems	10%	10.05.2022
Sports utensils and equipment	25%	10.05.2022

Allowance for Depreciation on Property, Plant and Equipment (PPE) is provided in accordance with the provisions of the University Grants Commission (UGC) Circulars No. 649 and 09/2022, as well as the Sri Lanka Public Sector Accounting Standard (SLPSAS) 7.

All categories of PPE acquired through purchase, construction, or revaluation after the respective dates of valuation are recorded on considering the cost of such assets. Depreciation is charged using the straight-line method, based on the rates and provisions specified in the aforementioned circulars.

Furthermore, in compliance with SLPSAS 7 and the guidance issued by the SLPSAS Interpretation Committee in 2023, where the University has adopted the cost model and the residual value of an asset is determined to be zero, the carrying amount of such assets is recognized at zero. This represents the cost less accumulated depreciation and any accumulated impairment losses.

This policy ensures consistency with public sector accounting standards and provides an appropriate reflection of asset values in the financial statements.

3.3.4 DERECOGNITION OF ASSETS

An item of PPE is derecognized upon disposal or when no future economic benefits are expected from its use. Any gain or loss arising from De-recognition of the asset is recognized in surplus or deficit in the year the asset is derecognized.

3.3.5 CAPITAL WORK-IN-PROGRESS (WIP)

Capital Work-In-Progress is shown in the Statement of Financial Position at cost and transferred to the relevant asset when it is in the location and condition necessary for it to be capable of operating in the manner intended by the University.

3.3.6 ZERO-CARRYING VALUES IN PPE

For the reporting period, certain assets included in PPE have been identified as having a residual value of zero. As per the directive from the SLPSAS interpretation committee, these assets have been subjected to the cost model. Under this model, an asset's carrying value is represented by its cost less any accumulated depreciation and any accumulated impairment losses. Consequently, if an asset's residual value is determined to be zero and its carrying value subsequently drops to zero, its depreciation charge is also recognized as zero.

Following this approach, the carrying amount of such assets has been maintained at zero in our financial statements. This treatment aligns with the SLPSAS 7 requirement for assets whose value, after accounting for depreciation and impairment losses, equals their residual value in these cases, zero. This method ensures transparency and compliance with the prescribed accounting standards, reflecting our commitment to accurate and responsible financial reporting.

3.3.7 HERITAGE ASSETS

In accordance with Sri Lanka Public Sector Accounting Standard (SLPSAS) 07, heritage assets are typically recognized as Property, Plant, and Equipment (PPE) when they meet the recognition criteria. However, if the valuation of these assets cannot be reliably determined, they may not be recognized on the balance sheet. However, the list of heritage assets of the museum of the Department of Archaeology and main Library of the University is presented along with financial statements for the year 2024.

These disclosures aim to provide transparency regarding the existence and importance of heritage assets, even when they are not recognized on the balance sheet due to valuation challenges. For further guidance, refer to the detailed clause 08 of SLPSAS 07, which outlines the accounting treatment and disclosure requirements for PPE, including heritage assets.

3.3.8 INFRASTRUCTURE ASSETS.

In accordance with paragraph 19 of the Sri Lanka Public Sector Accounting Standard (SLPSAS) 07, infrastructure assets are recognized as Property, Plant, and Equipment (PPE) when they meet the recognition criteria. For the University of Peradeniya, infrastructure assets were previously accounted for under the "Buildings and Structures" category up to the date of 31 December 2023. Subsequently, these assets have been recognized separately in the financial statements in accordance with Section 19 of SLPSAS 07 for the year ended 31 December 2024.

For the financial year ending 31 December 2024, the University of Peradeniya has disclosed its infrastructure assets as follows:

1. **Recognition and Measurement**: Infrastructure assets are recognized at their cost of acquisition, which includes all directly attributable costs necessary to bring the asset into its intended use.
2. **Depreciation**: These assets are depreciated on a straight-line method over their useful lives, reflecting the pattern in which the asset's future economic benefits or service potential is expected to be consumed. The depreciation method is the same as the Building and structures.
3. **Disclosures**: The financial statements include detailed disclosures regarding the nature and carrying amounts of infrastructure assets, the depreciation methods and rates used, the gross carrying amount and accumulated depreciation at the beginning and end of the period, and any impairment losses recognized or reversed during the period.

These disclosures are made to provide transparency and ensure that the financial statements present a true and fair view of the University's infrastructure assets in accordance with SLPSAS 07.

3.3.9 AMORTIZATION OF PPE

Up to the date 31.12.2021, the University adopted a policy of amortizing 10% of the value lying to the credit of donation assets account keeping in line with the SLPSAS 03. However, with the adaptation of the "Alternative accounting treatment for capital grants in terms of Sri Lanka Public Sector Accounting Standard - Revenue from non-exchange transactions (taxes and transfers) SLPSAS 11 in SLPSAS Volume iii " with effect from 01.01.2022, amortization of PPE is no longer adopted.

The University adopts a policy of amortizing 10% of the balance in the revaluation reserve account starting from the year 2018 and applies consistently keeping in line with the SLPSAS 07.

Revaluation surpluses identified on assets purchased /constructed after the date on which respective class of assets were revalued are transferred to the general reserve based on the difference between carrying amount and the historical cost of the assets re-valued as specified in the SLPSAS 03.

3.3.10 RECOGNITION OF BIOLOGICAL ASSETS AND AGRICULTURAL PRODUCE

University recognizes a biological asset or agricultural produce when and only when:

- The University controls the asset as a result of past events;
- It is probable that future economic benefits or service potential associated with the asset will flow to the University ; and
- The fair value or cost of the asset can be measured reliably.

A biological asset is measured at fair value on initial recognition and at each reporting date at its fair value less cost to sell. Agricultural produce harvested from an entity's biological assets is measured at its fair value less costs to sell at the point of harvest.

In accordance with paragraph 04 of **SLPSAS 18**, the University of Peradeniya recognizes that biological assets used for research, education, transportation, entertainment, recreation, customs control, or other non-agricultural activities do not fall under the scope of this standard. Instead, such assets are accounted for under the appropriate SLPSAS, such as **SLPSAS 09 - Inventories** for assets held for distribution or consumption and **SLPSAS 07 - Property, Plant, and Equipment** for long-term biological assets utilized in academic and operational activities.

Engaged in extensive agricultural and research activities, the University of Peradeniya ensures compliance with relevant public sector accounting standards to provide accurate financial reporting and transparency. Biological assets that contribute directly to agricultural output are measured and disclosed in line with **SLPSAS 18**, while those serving non-agricultural purposes are classified appropriately under applicable standards.

Agricultural produce is the harvested product of the entity's biological assets. A biological asset is a living animal or plant. A group of biological assets is an aggregation of similar living animals or plants. Harvest is the detachment of produce from a biological asset or the cessation of a biological asset's life processes.

Measurement of Biological Assets

Fully incorporates the valuation guidance from **Circular No.05/2025** issued by the NLDB. It ensures compliance with recognition, measurement, presentation, and disclosure requirements for biological assets in the public sector.

3.3.11 Gains and losses of Biological Assets

A gain or loss arising on initial recognition of a biological asset at fair value less costs to sell and from a change in fair value less costs to sell of a biological asset is included in surplus or deficit for the period in which it arises keeping in line with SLPSAS 18. A gain or loss arising on initial recognition of agricultural produce at fair value less costs to sell is included in surplus or deficit for the period in which it arises.

04. BUILDINGS RENTED OUT FOR OUTSIDE PARTIES

The University has rented out some of its buildings to State Banks, State Pharmaceutical Corporation, etc. at a nominal rental. These properties are not classified as investment property since these properties are not held either to earn rentals or for capital appreciation. Accordingly, these properties are also classified as PPE in the Statement of Financial Position.

05. LANDS AND BUILDINGS OF THE POSTGRADUATE INSTITUTES AFFILIATED TO THE UNIVERSITY

The lands on which the buildings of the 03 Postgraduate Institutes affiliated to the University are constructed shown in the financial statements of the University and the building of the Postgraduate Institute of Humanities and Social Sciences (PGIHS) are also shown in the financial statements of the University since this building has been constructed using the funds postgraduate fund of the Faculty of Arts and the Treasury Funds. Post Graduate school of Medical Sciences (PGIMS) is operated on land & buildings belonging to the university.

06. INTANGIBLE ASSETS

6.1 Basis of Recognition

As per **SLPSAS 20,** an intangible asset must be recognized if it meets the criteria of **identifiability, control, and future economic benefits.** The University recognizes an intangible asset, if it is probable that future economic benefits that are attributable to the asset will flow to the entity and the cost of the asset can be measured reliably.

6.2 Basis of Measurement

Intangible assets acquired separately are measured on initial recognition at cost. After initial recognition, intangible assets are carried at cost less amortization and impairment losses, if any.

6.3 Subsequent Expenditure

Subsequent expenditure is capitalized only when it increases the future economic benefits embodied in the specific asset to which it relates. All other expenditure is recognized in the Statement of Financial Performance as incurred.

6.4 Useful economic lives, amortization and impairment

Intangible assets with finite lives are amortized using the straight-line method to write down the cost over its estimated useful economic lives and is generally recognized in Statement of Financial Performance. Intangible assets with finite lives are assessed for impairment annually and whenever there is an indication that the intangible asset may be impaired. The period over which intangible assets with finite lives are amortized over 5 years. The amortization method, useful lives and residual values are reviewed at each reporting date and adjusted if appropriate.

6.5 Recognition of Patents as Intangible Assets

The University of Peradeniya currently holds 50 numbers of patents as of 31 December 2024. However, the university has not recognized these patents as intangible assets in the financial statements due to the following reasons:

6.5.1 Recognition Criteria Under SLPSAS 20

- Most patents owned by the university are **not commercialized** and have not generated any identifiable future economic benefits.
- The university **has not incurred identifiable costs** in acquiring or developing these patents.

6.5.2 Income Related to Patent Development:

- Until the end of 2023, the university received **Rs. 11.050 Mn** as funding for the **development of a COVID-19 Nano Mask** related to a patent held by the university.
- This amount was **recognized as university income** in accordance with **SLPSAS 01 –** Presentation of Financial Statements, since it was received as a research grant and not as revenue from the commercialization of the patent.
- No income was generated from any other patents during 2024.

6.5.3 Accounting Treatment and Compliance with SLPSAS 20:

- Since **no historical costs** have been recorded for the patents, and most patents have not been commercialized, the university **has not recognized them as intangible assets in the statement of financial position.**

07. VERIFICATION OF STORES AS AT 31ST DECEMBER 2024

Stores items have been physically verified as at 31st December 2024 by the verification board appointed by the Vice Chancellor. The stores items are valued at cost on First In First Out (FIFO) method, the total value of store items are Rs 327,702,364.41. The details provided in the physical verification reports as at 31st December 2024 have been incorporated into the Financial Statements for the year ended 31st December 2024.

Stores Locations	Damaged LKR	Slow moving LKR	Non Moving LKR	Not in Used LKR	Expired LKR	Condemned LKR	Viable stocks LKR	Total Verified stocks LKR
General stores	389	104,946	1,123,552	-	33,829	-	10,779,753	12,042,468
Water stores	26,080	584,382	10,370	-	-	-	19,980,503	20,601,335
Electrical stores	-	167,051	1,566,802	-	-	-	10,396,630	12,130,483
Civil stores	-	-	-	929,538	236,781	-	27,422,646	28,588,964
Arts	-	-	-	65,647	-	-	5,785,313	5,850,960
Medicine	-	-	44,310	363,530	169,243	13,011	27,004,463	27,594,558
Agriculture	-	726,507	-	272,525	3,623	54,963	19,689,230	20,746,848
Allied Health Science	-	641,120	-	-	731,222	-	14,052,830	15,425,172
Senate Building	-	221,772	-	412,634	-	71,986	9,092,472	9,798,863
Engineering	-	99,331	-	61,463	-	17,397	13,083,143	13,261,334
Management	-	-	-	-	-	-	1,223,374	1,223,374
Hostels	-	-	-	-	-	-	1,164,281	1,164,281
Health Centre	-	-	-	-	-	-	2,700,124	2,700,124
Vet	-	-	-	-	-	-	7,151,470	7,151,470
Science	-	-	-	-	-	-	116,629,988	116,629,988
Dental	-	-	-	-	-	-	14,542,855	14,542,855
Farms	-	-	-	-	-	-	10,913,046	10,913,046
CDCE	-	-	-	-	-	-	7,336,242	7,336,242
Total	**26,469**	**2,545,109**	**2,745,034**	**2,105,337**	**1,174,698**	**157,357**	**318,948,364**	**327,702,364**

08. TRADE AND OTHER RECEIVABLES

Trade and other receivables due to be received within twelve months after the reporting date are stated at the estimated amount as per SLPSAS 01. No provisions have been made for bad and doubtful receivables.

09. CASH AND CASH EQUIVALENTS

Cash and cash equivalents comprises Cash in hand and balances remained in Current, Residential Foreign Currency (RFC), Savings and Short-Term Call Deposits accounts. Further, details on cash and cash equivalents are disclosed in the Note No: 1 of the statement of accounts.

10. INVESTMENTS

The University has invested temporary surplus funds lying to the credit of bank accounts on term deposits only at the State Banks. The interest accrued for the same has been adjusted to the respective ledger accounts and shown as income "recurrent/exchange" in the statements of financial performance. Similarly, the funds received for scholarships have also been invested in term deposits at the State Banks.

11. RECOGNITION OF EXPENDITURE

Expenses are recognized in the Statement of Financial Performance on the basis of a direct association between the cost incurred and the earning of specific items of income. All expenditure incurred in running

of the University and in maintaining the properties in a state of efficiency has been charged to the Statement of Financial Performance.

12. RESEARCH GRANTS

The University maintains separate ledger accounts for accounting of income and expenditure of research grants. The expenditure accounted under individual ledger accounts are shown as expenditure of capital and recurrent separately on research grants in the Statement of Financial Performance and an equivalent amount to the expenditure is shown as Income on Research Grants in the Statement of Financial Performance since Research Grants are operated on a non-profit basis.

With the adaptation of the "Alternative accounting treatment for capital grants in terms of Sri Lanka Public Sector Accounting Standard - Revenue from non-exchange transactions (taxes and transfers) SLPSAS 11 in SLPSAS Volume iii " with effect from 01.01.2022, when Property, Plant and Equipment are purchased out of Research Grants they shall be shown under the Revenue from Capital Grant (Non Exchange) in the Statement of Financial Performance. The balances lying to the credit of these individual research grants are shown under reserves and restricted funds in the Statement of Financial Position.

13. DEFERRED INCOME SELF-FINANCING ACTIVITIES

The University maintains separate ledger accounts for accounting of income and expenditure generated through Self Financing Activities (SFAs) ranging from Consultancy, Postgraduate taught courses, Short Courses, Part-time courses, External Degree Programs, Testing Assignments, Surveys, Contract Research, Contract Testing, etc. The expenditure accounted under individual ledger accounts are classified into Direct Expenses - SFA Activities and Indirect Expenses - SFA Activities and shown as capital and recurrent expenditure separately in the Statement of Financial Performance.

With the adaptation of the "Alternative accounting treatment for capital grants in terms of Sri Lanka Public Sector Accounting Standard - Revenue from non-exchange transactions (taxes and transfers) SLPSAS 11 in SLPSAS Volume iii " with effect from 01.01.2022, when Property, Plant and Equipment are purchased out of Self Financing Activities they shall be shown under the Revenue from Capital Grant (Non Exchange) in the Statement of Financial Performance. The balances lying to the credit of these Self Financing Activities accounts are shown under Reserves and Restricted funds in the Statements of Financial Performance.

14. MISCELLANEOUS PROJECTS AND OTHER GRANTS

The University maintains separate ledger accounts for accounting of income and expenditure of various outside funded activities and projects which are handled by the University in addition to its main operations. The expenditure accounted under individual ledger accounts are shown as capital and recurrent expenditure separately on miscellaneous projects and other grants in the Statement of Financial Performance and an equivalent amount to the expenditure is shown as Income from self-financing and other activities in the Statement of Financial Performance since the University carries out projects and activities on a non-profit basis.

With the adaptation of the "Alternative accounting treatment for capital grants in terms of Sri Lanka Public Sector Accounting Standard - Revenue from non-exchange transactions (taxes and transfers) SLPSAS 11 in SLPSAS Volume iii " with effect from 01.01.2022, if and when Property, Plant and Equipment are purchased out of Miscellaneous Projects and Other Grants they shall be shown under the Revenue from Capital Grant (Non Exchange) in the Statement of Financial Performance. The balance remaining in these accounts are shown under reserves and restricted funds in the statement of Financial Position.

15. OTHER FUNDS

The University generates funds through various activities which do not come under the main operation of the University and separate ledger accounts are maintained for accounting transactions of these activities. The expenditure accounted under individual ledger accounts are shown as capital and recurrent expenditure separately on other projects in the Statement of Financial Performance, and the equivalent amount to the expenditure is shown as Income from self-financing and other activities in the Statement of Financial Performance.

With the adaptation of the "Alternative accounting treatment for capital grants in terms of Sri Lanka Public Sector Accounting Standard - Revenue from non-exchange transactions (taxes and transfers) SLPSAS 11 in SLPSAS Volume iii " with effect from 01.01.2022, if and when Property, Plant and Equipment are purchased out of Other Funds they shall be shown under the Revenue from Capital Grant (Non Exchange) in the Statement of Financial Performance. The balance remaining in these accounts are shown under reserves and restricted funds in the statement of Financial Position.

16. FOREIGN CURRENCY TRANSACTIONS AND BALANCES

All foreign currency transactions are recognized as functional currency at exchange rates prevailing when the transactions occur. The balances of Residential Foreign Currency (RFC) accounts as at the reporting date recognized into functional currency at the rates of the same date. Exchange gains arising on translating the balances remained in the RFC accounts in previous financial statements and the current year financial statements are recognized as revenue from Exchange Transactions of the Statement of Financial Performance.

17. TAXES

17.1 Income Tax

University is not liable to pay income tax on its income of the ordinary course of the business according to the prevailing tax regulations.

17.2 Value- Added Tax

University is exempted from paying Value Added Taxes according to the prevailing tax regulations.

17.3 Advanced Personal Income Tax (APIT)

The University currently remits APIT Tax deducted from monthly salaries of the employees who are liable for payment of income tax which is not a part of the University expenditure. Hence, payment of APIT is not accounted for in the accounts of the University.

18. EMPLOYEE BENEFITS

18.1 Short-term employee benefits

Short-term employee benefits are expensed as the related service is provided. A liability is recognized for the amount expected to be paid if the University has a present legal or constructive obligation to pay this amount as a result of the past service provided by the employee and the obligation can be estimated reliably.

18.2 Defined contribution plan

Permanent Employees of the University are eligible for University Provident Fund (UPF) contributions and Employees' Trust Fund (ETF) contributions as per the respective statutes and the staff recruited on Temporary/ Contract/ Assignment basis are entitled for Employees Provident Fund (EPF) and ETF. Obligations for contributions to defined contribution plans are recognized in the Statement of Financial Performance as the related service is provided.

18.3 Defined benefit obligation

In accordance with the Gratuity Act No. 12 of 1983, a liability arises for a defined benefit obligation to employees. Such defined benefit obligation is a post-employment benefit obligation falling within the scope of SLPSAS-19 on 'Employee Benefits'. The following are the assumptions for the actuarial valuation of the retirement gratuity provision.

Assumption	2024	2023
Financial		
Rate of discount	11% p.m	13.00% p.a.
Salary escalation rate		
Academic	Basic Salary and allowances: 13.00% p.a.	Basic Salary and allowances: 16.00% p.a.
Non-Academic	Basic Salary and allowances: 10.00% p.a.	Basic Salary and allowances : 14.00% p.a.
Demographic		
Mortality	A 1967/70 Mortality Table, issued by the Institute of Actuaries, London	
Retirement Age		
Academic	65 Years	65 Years
Non-Academic	60 Years	60 Years
Staff turnover rate		
Academic	Academic : 4.00% p.a	Academic : 4.00% p.a
Non-Academic	Non-Academic : 1.00% p.a	Non-Academic : 1.00% p.a
Disability		
Academic/Non Academic	10% of the Mortality Table	10% of the Mortality Table

18.4 Measurement of defined benefit obligation

The liability recognized in the Statement of Financial Position is the present value of the defined benefit obligation at the reporting date. The calculation is performed annually by a qualified actuary using the projected unit credit method (PUC). Re-measurement of the defined benefit liability, which comprises actuarial gains and losses are recognized immediately in Statement of Financial Performance. The University recognizes the increase in defined benefit liability attributable to the services provided by employees during the year (current service cost) in the Statement of Financial Performance. The discount rate has been derived, and approximation of a long term interest rate of 11% p.a. (2023 – 13%) has been used to discount future liabilities. The liability is not externally funded.

18.5 Accounting Estimate

The actuarial valuation involves making assumptions about discount rates, future salary increases and mortality rates. The complexity of the valuation, the underlying assumptions and its long term nature, the defined benefit obligation is highly sensitive to changes in these assumptions. All assumptions are reviewed at each reporting date.

18.6 Actuarial Valuation of Retirement Gratuity

An actuarial valuation was carried out as at 31st December 2024 Actuarial & Management Consultants (Pvt) Ltd, a firm of professional actuaries. The Summarized report of the actuarial valuation is as follows:

18.7 Sensitivity Analysis

Sensitivity Analysis of Present Value of Defined Benefit Obligation (Rs.)

A one percentage point increase (+1%) in the discount rate	=	2,927,445,803
A one percentage point decrease (-1%) in the discount rate	=	3,355,845,828
A one percentage point increase (+1%) in the salary & allowance increment rate	=	3,357,141,942
A one percentage point decrease (-1%) in the salary & allowance increment rate	=	2,923,029,141

19. PROVISIONS & LIABILITIES

Provisions are recognized when the University has a present obligation as a result of a past event and it is probable that an outflow of resources embodying economic benefits will be required to settle the obligations and reliable estimates can be made of the amount of the obligation. The provisions are shown under the accrued expenditure. The University arrives at an estimate on the basis of an evaluation of the most likely outcome. All known provisions have been accounted for in preparing these Financial Statements.

20. CONTINGENT ASSETS AND LIABILITIES

The contingent assets in connection with legal cases instituted by the University as at 31st December 2024 are amounting to Rs. 4,587,500.00 (02 Cases). The contingent liabilities in connection with 75 legal cases instituted against the University as at 31st December 2024 are amounting to Rs. 191,146,000.00. However,

the amount of compensation/receivables cannot be estimated reliably, and thus no provisions have been made in the financial statements.

21. INTEREST RECEIVABLE ON VIOLATION OF BONDS AND AGREEMENTS

The University Grants Commission (UGC) has established a standardized methodology for calculating interest on bonds and agreements violated by university staff, as per Finance Circular Letter No. 01/2024, dated 29th January 2024. The University of Peradeniya has implemented this methodology for computing interest on bond violations in the year 2024, based on the following criteria:

1. **Interest Rate Basis:** The applicable interest rate for 2024 is the Average Weighted Lending Rate (AWLR), which stood at 14.21% as of 29th December 2023.

2. **Exemptions from Interest Calculation:**

   - Bond violators who fully settle their bond obligations during 2024 are exempted from interest charges.
   - Bond violators who remain in service and are repaying the violated bond amount through salary deductions in installments are not explicitly covered under the provisions and are thus exempted from interest calculation.
   - Bond violators classified under "Vacation of Post," who have requested to be considered as resigning from their post after refunding the total bonded value, are required to pay an additional three months' salary to be treated as having resigned. This three-month salary portion is exempted from interest calculations.
   - Bond violators who have sufficient funds in their University Provident Fund (UPF) to recover the bond value and have submitted the required documentation for deduction from their UPF are also exempted from interest charges, since they have given their consent to recover their bond value from their University Provident Fund balance as per the terms of their bond agreement.

Financial Statement Adjustment: In compliance with the above exemptions, the financial statements of the University of Peradeniya for the year 2024 is reflected the following adjustments:

- Interest receivable on bond violations is recognized only for cases that do not fall under the aforementioned exemptions.
- A separate disclosure note schedule highlights the total bond violations, the amount recovered, and any outstanding balances subject to interest.

22. DISCLOSURE OF ACCOUNTING INFORMATION OF THE UNITS

22.1 Centre for Distance and Continuing Education (CDCE)

The income, expenditure, assets and liabilities of the Centre for Distance and Continuing Education have not been considered as an operating segment of the University.

22.2 IT Centre

The income, expenditure, assets and liabilities of the IT Centre have not been considered as an operating segment of the University.

23. RELATED PARTY DISCLOSURES

Postgraduate Institute of Agriculture (PGIA), Postgraduate Institute of Science (PGIS), Postgraduate Institute of Medical Sciences (PGIMS) and Postgraduate Institute of Humanities and Social Sciences (PGIHS) are operated as affiliated Institutes to the University. The Senate of the University acts as the academic body of these Institutes. Deans of the Faculty of Agriculture, Faculty of Science and Faculty of Arts who are serving as members of the Council are also serving as ex-officio members of the Board of Management of the PGIA, PGIS,PGIMS and PGIHS respectively.

Following related party transactions took place in the year 2024 as per SLPSAS 14.

The lands on which the buildings of the 04 Postgraduate Institutes affiliated to the University are constructed belong to the University and no rental is charged.

The building of the PGIHS which has been constructed using the funds generated through the Postgraduate Fund of the faculty of Arts is owned by the University.

Water, electricity and essential facilities are provided by the University on chargeable basis and a separate current account is maintained for the purpose of accounting.

24. PRESENTATION OF BUDGET

The budget of the university is prepared based on an accrual basis of accounting. Classification basis adopted in the budget is the nature of expenditure which is the same method followed in the presentation of financial statements of the University as well. The classification of income and expenditure is done by the University as per the guidelines issued by the Treasury. Since the budget and financial statements are prepared on an accrual basis of accounting, the budget covers the fiscal period from January 01 to December 31, 2024 and includes all Faculties, Centres, Divisions and Units of the University.

25. EVENTS AFTER REPORTING DATE

No events after the reporting date has been reported.

26. NATURE OF PRIOR PERIOD ADJUSTMENTS

During the preparation of the financial statements for the year ended December 31, 2024, management identified errors in the financial statements of prior periods amounting to LKR. **164,618,675.56**. These errors were due to Estimating errors.

Impact on Financial Statements:

The corrections have been applied retrospectively in accordance with SLPSAS 03. The following adjustments have been made:

1. Statement of Financial Performance for the Year Ended December 31, 2023:

The surplus/ deficit for the year ended December 31, 2023, has been restated as follows:

Description	As Previously Reported LKR	Adjustment LKR	As Restated LKR
Total Surplus/(Deficit)	**342,546,288.53**	**164,618,675.56**	**(189,477,611.97)**
Current Surplus/(Deficit) Adjustment	**149,738,971.27**	**92,958,512.68**	**242,697,483.95**
Interest Income	368,340,461.84	(16,000,562.44)	352,339,899.40
Internal Generated Income	319,031,193.25	77,037,213.32	396,068,406.57
Personnel Emoluments	7,481,680,629.42	(8,909,870.59)	7,472,770,758.83
Travelling Expenses	34,876,015.00	(80,138.58)	34,795,876.42
Supplies	422,258,345.03	(10,494,636.17)	411,763,708.86
Maintenance Expenditure	105,815,507	(1,889,381.03)	103,926,125.97
Contractual Services	699,478,658.82	(4,572,061.43)	694,906,597.39
Other Recurrent Expenses	426,533,856.05	(6,276,478.12)	420,257,377.93
Capital Surplus- Accumulated Fund	**(492,285,259.80)**	**71,660,163.88**	**(420,625,095.92)**
Depreciation	1,599,124,027.49	(71,660,163.88)	1,527,463,863.61

Adjustments have been made to correct the errors affecting the surplus/ deficit for the year 2023.

2. Statement of Financial Position as at December 31, 2023:

The opening balances as at December 31st , 2023, have been adjusted as follows:

Description	As Previously Reported LKR	Adjustment LKR	As Restated LKR
Accumulated Surplus/(Deficit)	5,670,733,927.9	92,958,512.68	5,763,692,440.58
Accumulated Fund-Capital	9,487,462,693.48	71,660,163.88	9,559,122,857.36
Sundry Debtors and Receivables	255,779,600.52	49,758,133.43	305,537,733.95
Advances	66,936,368.47	(408,101.90)	66,528,266.57
Receivable from Bond Violators	321,646,505.72	(32,404.89)	321,614,100.83
Biological Assets	35,355,070.00	(558,000.00)	34,797,070.00
Property plant and equipment- Tangible	26,417,960,158.46	71,316,686.54	26,489,276,845.00
Sundry payables and Pre-receipt	238,069,207.21	(264,062.64)	237,805,144.57
Accrued Expenses	149,043,596.75	(24,001,464.52)	125,042,132.23
Research Grants	292,285,497.84	(4,664,571.15)	287,620,926.69
Deferred Income - Self -Financing Activities	458,458,874.99	(434,505.51)	458,024,369.48
Other Funds	283,305,650.64	(15,093,759.29)	268,211,891.35
Fixed Assets Revaluation Reserve	11,815,945,418.42	(84,000.00)	11,815,861,418.42

Adjustments have been made to the opening balances to correct the cumulative effect of the errors.

Restated Financial Statements:

The comparative figures for the year ended December 31,2023, have been restated to reflect the correction of these errors. The restatements have impacted the surplus/ deficit reported for the year ended December 31, 2023.

27. ACCELERATING HIGHER EDUCATION EXPANSION AND DEVELOPMENT OPERATION (AHEAD) PROJECT.

AHEAD Project is operated by the University for which the Ministry of Education allocates funds under the World Bank funding; the funds allocated for the project are not included in the annual budget estimates of the University and directly disbursed by the Ministry. Therefore, financial information of this project is not associated with the financial statements of the University.

The expenditure related to the property plant and equipment (PPE) of the AHEAD project has been accounted as donations to the university and shown under the property plants and equipment (PPE) in the financial statement of the university up to 31 December 2024.

28. DEVELOPMENT ACTIVITIES UNIVERSITY OF PERADENIYA - CENTENARY DEVELOPMENT PROJECT UNIVERSITY RS. 500Mn

In alignment with the Centenary Development Plan (CDP) of the University of Peradeniya and the strategic objectives outlined in the Strategic Plan of the University -2022-2026, the Government of Sri Lanka (GoSL) has allocated financial assistance under the 2024 National Budget to support key infrastructure and development projects at the University of Peradeniya. The GoSL's contribution, totaling LKR 500 million, was disbursed to support the following project and brought into account as funds allocated by the Ministry of Education.

Project Description	Allocation LKR Mn	Received LKR Mn
Greener University: Installation of solar power generation units.	200.0	200.0
Upgrading network Infrastructure of Faculty of Arts	100.0	100.0
Renovation of Lady Hill Guest House	50.0	50.0
Establish a Multi-Disciplinary Research Center with a Tech Laboratory Service Center - Faculty of Medicine	100.0	80.2
Improving student welfare: Modernization of 08 student canteens	50.0	14.2
Total	**500.0**	**444.4**

11.7 Notes to the Financial Statements

01	CASH & CASH EQUIVALENT	2024 LKR	2023 LKR
	Call Deposit Accounts	610,864,740.07	135,946,452.67
	Savings Accounts	3,355,687.60	3,387,306.65
	Current Accounts - Research Grants	323,210,905.00	377,534,829.81
	Recurrent	20,667,960.91	18,762,135.01
	Capital	3,815,100.82	1,435,172.18
	Residence Foreign Currency Accounts (RFC)	79,648,175.32	119,033,556.50
	Total	**1,041,562,569.72**	**656,099,452.82**

02	SUNDRY DEBTORS & RECEIVABLES	2024 LKR	2023 LKR
	Interest receivable on general investments	122,111,115.98	126,653,278.49
	Interest receivable on endowment fund investments	23,625,952.31	46,403,655.24
	House rent	6,168,384.95	7,898,495.85
	Electricity	4,151,530.83	3,076,726.17
	Water	4,477,711.88	13,087,609.68
	Bursary	10,904,000.00	11,716,000.00
	Sri Lanka insurance corporation	-	-
	Student fines & hall charges	1,139,031.91	1,213,380.50
	Telephone	48,690.04	48,690.04
	Loan adjustment	300,086.40	300,086.40
	Fees levy courses - Drop out students ITC	440,000.00	440,000.00
	Research - Finance Division	42,722,844.53	15,205,188.00
	UGC and Others	17,177,142.12	19,834,886.54
	Receivable From Employees Control Account	-	96,370.65
	Receivables-Foreign Student Income	72,095,850.00	46,568,105.27
	Centre for Distance and Continuing Education - CDCE	1,146,724.00	1,445,261.12
	Divi Neguma Receivable Income	13,152,000.00	11,550,000.00
	Total	**319,661,064.95**	**305,537,733.95**

03	MONIES DUE FROM OTHER INSTITUTES	2024 LKR	2023 LKR
	Post Graduate Institute of Agriculture - PGIA	2,830,623.80	420,353.30
	Post Graduate Institute of Science - PGIS	2,377,691.70	180,885.95
	Post Graduate Institute of Humanities and Social Sciences - PGIHS	756,900.27	227,095.27
	Post Graduate Institute of Medicine - PGIMS	18,662.88	2,031,540.04
	Total	**5,983,878.65**	**2,859,874.56**

04	ADVANCES	2024 LKR	2023 LKR
	Supplies & Service Advances	10,994,623.94	11,725,891.02
	Miscellaneous-Advances	63,162,120.76	54,530,858.69
	Advances To Staff	3,738,375.00	271,516.86
	Balance as at end of the year	**77,895,119.70**	**66,528,266.57**

05	FUEL DEPOSITS	2024 LKR	2023 LKR
	Yatinuwara Gagapalatha MPCS LTD - Main	680,000.00	586,950.00
	Yatinuwara Gagapalatha MPCS LTD - Faculty of Agriculture	300,000.00	300,000.00
	Yatinuwara Gagapalatha MPCS LTD - Faculty of Art	75,000.00	75,000.00
	Yatinuwara Gagapalatha MPCS LTD - Faculty of Engineering	225,000.00	225,000.00
	Yatinuwara Gagapalatha MPCS LTD -Faculty of Medicine	150,000.00	150,000.00
	Yatinuwara Gagapalatha MPCS LTD - Faculty of Science	45,000.00	45,000.00
	Yatinuwara Gagapalatha MPCS LTD - Faculty of Veterinary	150,000.00	150,000.00
	Yatinuwara Gagapalatha MPCS LTD - Faculty of Dental Science	50,000.00	50,000.00
	Yatinuwara Gagapalatha MPCS LTD - Faculty of AHS	50,000.00	50,000.00
	Yatinuwara Gagapalatha MPCS LTD - Faculty of Management	25,000.00	25,000.00
	Yatinuwara Gagapalatha MPCS LTD - CDCE	83,000.00	83,000.00
	Total	**1,833,000.00**	**1,739,950.00**

06	LOANS TO STAFF	2024 LKR	2023 LKR
	Current Assets- Receivable within a year	79,325,479.36	71,145,753.34
	Non Current Assets- Receivable more than one year	171,466,081.93	179,240,885.82
	Balance as at end of the year	**250,791,561.29**	**250,386,639.16**

07	INVENTORIES	2024 LKR	2023 LKR
	Inventories-stationeries	45,236,392.59	47,421,680.88
	Inventories- constructions articles -timber	6,383,094.35	4,657,189.07
	Inventories- constructions articles -Hardware Items	25,922,724.45	30,005,578.16
	Inventories- constructions articles -electrical accessories	13,530,042.16	13,912,823.34
	Inventories- constructions articles -pipe & fittings	20,978,450.28	23,171,035.12
	Inventories-chemicals	116,822,614.54	114,632,944.38
	Inventories- glassware	28,351,650.33	28,964,134.93
	Inventories-fuel & lubricants	895,015.84	671,755.74
	Inventories-drugs & pharmaceuticals	5,025,506.58	6,451,239.66
	Inventories-fertilizer & agrochemicals	1,771,899.69	932,506.37
	Inventories-sports items	1,655,683.00	3,776,234.50
	Inventories-others	47,597,557.17	42,206,230.32
	Inventories-sales items	1,734,723.78	2,228,259.78
	Inventories-uniforms	4,460,767.43	2,527,334.81
	Stock - Centre for Distance and Continuing Education - CDCE	7,336,242.22	6,227,295.90
		327,702,364.41	**327,786,242.96**

08	RECEIVABLES FROM BOND VIOLATORS	2024 LKR	2023 LKR
	Receivables From Violation of Bonds	313,242,565.21	307,272,889.33
	Receivable of Violation of Bond Interest	37,292,571.06	-
	Over Paid Salaries for Bond Violators	5,035,309.10	3,275,526.10
	Sundry Receivables from Bond Violators	10,443,927.68	11,065,685.40
	Balance as at end of the year	**366,014,373.05**	**321,614,100.83**

09	BIOLOGICAL ASSETS			2024 LKR	2023 LKR
		Agri. Farm	**Vet. Farm**		
	Balance as at beginning of the year	23,547,900.00	11,249,170.00	34,797,070.00	23,994,710.00
	Adjustment	-	-	-	
	Gain/Loss arising from Livestock	1,677,190.00	1,815,164.00	3,492,354.00	10,802,360.00
	Balance as at end of the year	**25,225,090.00**	**13,064,334.00**	**38,289,424.00**	**34,797,070.00**

10	PROPERTY, PLANT & EQUIPMENT	Land LKR	Building LKR	Networking & Communication System LKR	Road Network LKR	Drainage & Sewerage System LKR	Generators & Power Supply System LKR	Plant & Machinery LKR	Motor Vehicles LKR	Furniture & Fittings LKR	Office & Other Equipment LKR	lab & Teaching LKR	Library Books & Periodicals LKR	Cloak LKR	Intangible Assets LKR	Total LKR
	Cost or Revaluation at the beginning of the year	16,492,933,588	11,976,749,481	35,522,941	2,363,640	762,517	4,070,585	219,606,255	397,550,000	993,098,308	1,252,213,556	2,875,328,506	184,962,938	9,566,050	32,147,980	34,476,876,345
	Additions during the year	-	253,010,453	63,699,453	-	-	1,093,972	5,742,924	-	28,762,367	78,452,040	100,108,430	13,987,771	1,290,000	146,574	546,293,984
	Balance at the end of the year	**16,492,933,588**	**12,229,759,934**	**99,222,394**	**2,363,640**	**762,517**	**5,164,557**	**225,349,179**	**397,550,000**	**1,021,860,675**	**1,330,665,596**	**2,975,436,936**	**198,950,709**	**10,856,050**	**32,294,554**	**35,023,170,329**
	Depreciation															
	Accumulated depreciation at the beginning of the year	**-**	**3,926,304,929**	**65,918**	**66,620**		**466,360**	**120,932,772**	**161,429,562**	**518,919,260**	**898,256,904**	**2,149,664,357**	**171,308,699**	**8,036,140**	**10,145,818**	**7,965,597,338**
	Charges for the year	**-**	**600,708,031**	**2,517,028**	**118,182**	**76,252**	**613,265**	**22,130,108**	**78,635,000**	**100,299,447**	**123,890,066**	**266,274,448**	**5,534,415**	**644,284**	**4,400,433**	**1,205,840,959**
	Accumulated depreciation on Assets at the end of the year	**-**	**4,527,012,960**	**2,582,946**	**184,802**	**76,252**	**1,079,625**	**143,062,880**	**240,064,562**	**619,218,707**	**1,022,146,970**	**2,415,938,805**	**176,843,114**	**8,680,424**	**14,546,251**	**9,171,438,298**
	Net Book Value	**16,492,933,588**	**7,702,746,974**	**96,639,448**	**2,178,838**	**686,265**	**4,084,932**	**82,286,299**	**157,485,438**	**402,641,968**	**308,518,626**	**559,498,131**	**22,107,595**	**2,175,626**	**17,748,303**	**25,851,732,031**

Land

The values of lands on which buildings of Postgraduate Institute of Science (PGIS), & Postgraduate Institute of Agriculture (PGIA) and Postgraduate Institute of Humanities and Social Sciences (PGIHS), have been shown under the Property Plant & Equipment in the University account as the ownership of the property is being held by the University. Further, the University does not transfer or lease out such properties to these institutions.

Property plant and equipment	LKR
Tangible assets	25,833,983,728
Intangible assets	17,748,304
Total	**25,851,732,032**

11	WORK IN PROGRESS	Beginning of the Year LKR	Expenditure 2024 LKR	Adjustment LKR	Capitalized Amount LKR	2024 LKR	2023 LKR
	Capital Projects 11-01-01-05						
	Expenditure in 2024		443,378,985.80		39,074,634.96	404,304,350.84	
	Expenditure in 2023	224,494,954.48	-		17,978,694.59	206,516,259.89	224,494,954.48
	Expenditure in 2022	308,842,845.65	-		15,750,865.94	293,091,979.71	308,842,845.65
	Expenditure in 2021	209,926,427.32	-	1,805,466.02	44,156,068.93	167,575,824.41	209,926,427.32
	Expenditure in 2020	78,714,004.70	-	51,500.00	43,403,600.00	35,361,904.70	78,714,004.70
	Expenditure in 2019	59,212,484.02	-	-	19,459,309.05	39,753,174.97	59,212,484.02
	Expenditure in 2018	67,898,846.75	-	-	36,892,691.73	31,006,155.02	67,898,846.75
	Expenditure in 2017	3,598,037.57	-	-		3,598,037.57	3,598,037.57
	Expenditure in 2016	25,156,256.99	-	-		25,156,256.99	25,156,256.99
	Expenditure in 2015	74,960,470.07	-			74,960,470.07	74,960,470.07
	Expenditure in 2014	81,294,111.87	-			81,294,111.87	81,294,111.87
	Expenditure in 2013	-	-	-		-	-
	Expenditure in 2012	-	-	-		-	-
	Expenditure in 2009	500,000.00	-	500,000.00		-	500,000.00
		1,134,598,439.42	443,378,985.80	2,356,966.02	216,715,865.20	1,362,618,526.04	1,134,598,439.42
	Expenditure in 2024		2,164,690.18		2,164,690.18	-	
	Expenditure in 2023	37,443,546.23	-			37,443,546.23	37,443,546.23
	Expenditure in 2022	44,017,036.04				44,017,036.04	44,017,036.04
	Expenditure in 2021	33,369,280.84				33,369,280.84	33,369,280.84
		1,249,428,302.53	**445,543,675.98**	**2,356,966.02**	**218,880,555.38**	**1,477,448,389.15**	**1,249,428,302.53**
	Rehabilitation Projects 11-03-19-01						
	Expenditure in 2024		83,518,649.20		69,969,101.02	13,549,548.18	
	Expenditure in 2023	38,500,613.78			17,244,002.64	21,256,611.14	38,500,613.78
	Expenditure in 2022	14,756,941.79			2,445,809.04	12,311,132.75	14,756,941.79
	Expenditure in 2021	18,972,708.40	-	1,805,466.01	7,137,775.20	10,029,467.19	18,972,708.40
	Expenditure in 2020	390,083,599.56	-	51,500.00		390,032,099.56	390,083,599.56
	Expenditure in 2019	3,801,936.11	-	-		3,801,936.11	3,801,936.11
	Expenditure in 2018	51,713,946.81	-	-		51,713,946.81	51,713,946.81
	Expenditure in 2017	1,980,423.54	-	-		1,980,423.54	1,980,423.54
	Expenditure in 2016	582,216.41	-	-		582,216.41	582,216.41
	Expenditure in 2015	646,145.10	-	-		646,145.10	646,145.10
		521,038,531.50	83,518,649.20	1,856,966.01	96,796,687.90	505,903,526.79	521,038,531.50
	Total	**1,770,466,834.03**	**529,062,325.18**	**4,213,932.03**	**315,677,243.28**	**1,983,351,915.94**	**1,770,466,834.03**

12	MISCELLANEOUS DEPOSITS	2024 LKR	2023 LKR
	House rent	467,652.20	431,552.20
	Staff security	105,844.71	105,844.71
	Room rent	19,000.00	19,000.00
	Refundable library deposit	30,500.00	30,500.00
	Tender deposit	1,780,754.00	1,852,252.00
	Contractors' security	2,721,661.11	2,542,523.61
	Library binders deposit	4,500.00	4,500.00
	Refundable deposit - Physical education division	41,000.00	11,000.00
	Other deposit	2,351,697.00	1,843,697.00
	Refundable deposit - Centre for Distance and Continuing Education	40,000.00	-
	Total	**7,562,609.02**	**6,840,869.52**

13	SUNDRY PAYABLES & PRE-RECEIPT	2024 LKR	2023 LKR
	Supplies payables	51,403,457.22	71,098,278.99
	Gratuity Payable	14,279,056.49	10,422,341.47
	Gratuity Payable- Uncollected Cheques	408,612.50	408,612.50
	Stamp Duty Payables	16,500.00	(45,350.00)
	Payables to contractors	51,828,707.02	27,705,933.88
	Retention on Contracts payable	74,358,843.38	74,291,898.12
	Payee tax	-	196,337.19
	WHT Payable	372,239.82	2,701,728.64
	Payable on bonds	1,602,630.00	1,602,630.00
	Payable on other loans	309,417.05	124,851.07
	Over receipts from bond violators	2,357,226.47	1,955,824.22
	Other payables	73,303.74	225,250.00
	Agrahara Insurance	12,080.00	5,200.00
	Money Transfer	-	(25,085.00)
	Pre - receipts - Student	1,888,237.78	1,781,285.15
	Pre-receipts - Centre for Distance and Continuing Education - (CDCE)	51,051,243.09	45,355,408.33
	Total	**249,961,554.56**	**237,805,144.56**

14	ACCRUED EXPENSES	2024 LKR	2023 LKR
	Salaries & Wages -Academic	9,527,554.90	6,926,013.55
	U.P.F	1,410,849.76	1,228,290.31
	E.T.F	282,169.95	245,658.07
	Other Allowance	65,012.35	18,726.10
	ALW 5000/= Budget Advance	1,132,748.38	814,677.40
	Cost of Living Allowance	4,330,748.88	1,262,593.65
	Monthly Interim Allowance	200,483.42	67,069.77
	Salaries & Wages - Non Academic	1,231,715.30	893,996.95
	U.P.F	103,321.55	72,203.05
	E.T.F	20,763.27	15,282.47
	ALW 5000/= Budget Advance	47,249.99	49,677.41
	Overtime	15,018,017.22	9,285,467.45
	Holiday Payment	410,760.00	133,717.00
	Cost of Living Allowance	171,435.82	66,425.80
	Travelling Exp - Domestic	138,965.00	57,784.75
	Stationery and office requisites	367,835.97	-
	Fuel and Lubricants	157,998.00	287,003.40
	Uniforms Including Tailoring	193,239.03	-
	Chemical & Glassware	228,469.00	-
	Other Supplies	414,297.10	22,689.92
	Vehicles	603,123.33	-
	Plant, Machinery & Equipment	491,168.40	2,365,285.45
	Telecommunication	481,431.41	5,352,793.40
	Transport	692,837.58	275,692.50
	Electricity	100,000.00	1,850,000.00
	Security Charges	17,344,868.38	18,156,095.12
	Water	-	4,322,513.21
	Cleaning Services	5,620,000.00	-
	Rent & Hire Charges	153,866.53	1,152,828.25
	Other Contractual services	928,304.00	912,227.78
	Special Services-Council & Committee Member Fees	103,000.00	100,000.00
	Special Services-Professional & Others (Audit fees)	8,975,618.00	3,225,374.80

Printing & Advertising	500,000.00	-
Workshop & Meeting	-	34,725.00
Holiday Warrant & Season Tickets	1,430,075.00	2,521,435.00
Entertainment Expenses	983,931.77	1,033,560.90
Contribution & Membership Fees	50,000.00	49,400.00
Award & Indemities	100,000.00	-
Examinations Expenses	6,875,594.45	2,351,955.54
News Papers, Magazine Etc	3,981,904.06	2,056,297.64
Visiting Lecture Fees	8,337,035.33	4,097,020.25
University Sports Activities	542,817.00	125,625.00
Bursary	2,464,000.00	8,684,000.00
Fees Levy Courses	-	56,700.75
Accrued expenses - recurrent - Faculty of Agriculture	-	872,358.39
Accrued expenses - recurrent - Faculty of Vet	-	1,495,352.58
Accrued expenses - recurrent - Faculty of Medical	-	1,489,991.57
Accrued expenses - research & funds unit	2,702,188.38	14,860,068.09
Accrued expenses - research & funds - Agriculture	3,049,009.01	1,639,693.50
Accrued expenses - research & funds- Arts	6,088,599.47	4,776,095.61
Accrued expenses - research & funds- Engineering	12,886,797.97	4,277,230.00
Accrued expenses - research & funds- Science	1,076,781.78	596,226.13
Accrued expenses - research & funds- Vet science	2,225,573.63	1,400,706.38
Accrues expenses - research & funds- Dental	485,578.75	413,428.29
Accrued expenses - research & funds - AHS	1,718,641.98	8,994,743.27
Accrued expenses - Centre for Distance and Continuing Education	9,681,710.35	4,055,430.78
Total	**136,128,091.45**	**125,042,132.23**

15	RETIREMENT GRATUITY	2024 LKR	2023 LKR
	Balance as at beginning of the year	2,578,988,040.95	2,413,840,224.00
	Add		
	Provision for the year	698,829,882.27	441,051,267.20
	Less		
	Payments made during the year	(189,554,338.27)	(275,903,450.25)
	Balance as at end of the year	**3,088,263,584.95**	**2,578,988,040.95**

16	UNSPENT GRANT - CAPITAL, REHABILITATION, EQUIPMENT, VEHICAL, & BOOK & PERIODICALS	2024 LKR	2023 LKR
	Capital Grant - unspent building		
	Capital Grant - unspent equipment, furniture, library books	502,655,596.33	30,136,797.17
	Rehabilitation Grant - unspent		
	Total	**502,655,596.33**	**30,136,797.17**

16.1		Balance As at 01-01-2024 LKR	Funds Allocation 2024 LKR	Adjustment for the year 2024 LKR	Expenditure During the year 2024 LKR	Unspent Balance As at end of the year 2024 LKR
	UNSPENT GRANT - CAPITAL, REHABILITATION, EQUIPMENT, VEHICAL, & BOOK & PERIODICALS					
	Construction Project	28,701,624.99	181,500,000.00	136,296,707.36	224,123,574.08	26,866,361.37
	Human Capital Development Projects	-	15,000,000.00	14,862,773.37	137,226.63	-
	Research & Development	-	25,000,000.00	-	49,943,597.69	-
	Rehabilitation & Improvement of Capital Assets	-	300,000,000.00	33,946,371.10	82,582,483.93	166,548,381.29
	Fixed Assets Acquisition	1,435,172.18	128,500,000.00	-	117,577,542.20	12,357,629.98
	Total	**30,136,797.17**	**650,000,000.00**	**185,105,851.83**	**474,364,424.53**	**205,772,372.64**
16.2	**CENTERNARY DEVELOPMENT PROJECTS**					
	Renovation of lady hill guest house, UoP	-	50,000,000.00	-	37,774,186.10	12,225,813.90
	Establish a multidisciplinary research center with a tech laboratory service center Faculty of Medicine	-	80,295,541.37	-	45,189,050.34	35,106,491.03
	Designing, installation and commissioning of a 1200kwo grif tied rooftop photovoltaic systems faculty of Engineering	-	161,399,115.69	-	124,627,726.40	36,771,389.29
	Designing, installation and commissioning of a 1200kwo grif tied rooftop photovoltaic systems faculty of Medicine	-	38,600,884.31	-	-	38,600,884.31
	Modernization of students' canteen	-	14,129,314.29	-	8,097,390.76	6,031,923.53
	Upgrading network infrastructure of Faculty of Arts	-	100,000,000.00	-	25,534,155.56	74,465,844.44
	Total	**-**	**444,424,855.66**	**-**	**241,222,509.16**	**203,202,346.50**
16.3	**AHEAD FUNDS**					
	Building-proposed extension to the existing manufacturing and industrial engineering - Faculty of Engineering	-	5,175,167.63	-	-	5,175,167.63
	Capital grant reserve for office furniture and office equipment	-	109,704,700.64	-	21,198,991.08	88,505,709.56
	Total	**-**	**114,879,868.27**	**-**	**21,198,991.08**	**93,680,877.19**
	Grand Total	**30,136,797.17**	**1,209,304,723.93**	**185,105,851.83**	**736,785,924.77**	**502,655,596.33**

17	INTERNAL GENARATED INCOME	2024 LKR	2023 LKR
	Revenue from non-Exchange Transaction		
	Library fines	400,919.92	423,989.00
	Sub Total	400,919.92	423,989.00
	Revenue from Exchange Transaction		
	Interest from staff loan	9,951,991.84	9,631,015.73
	Rent from properties	24,641,352.53	31,183,101.42
	Sale of old Assets	98,005.00	1,089,549.99
	Miscellaneous income	45,541,103.92	20,122,807.92
	Undergraduates	-	
	Registration fees	26,478,255.00	16,729,135.00
	Examination fees	29,381,540.00	53,848,594.00
	Certificate fees	7,149,709.44	7,965,710.97
	Convocation fee	15,220,202.50	10,406,205.00
	Postgraduates	-	
	Certificate fees	2,253,071.64	882,580.00
	Convocation fee	7,352,420.00	7,601,500.00
	Sales of publications	-	8,500.00
	Medical fees	2,087,620.00	2,164,600.00
	Foreign student income	126,567,635.80	120,851,629.32
	Bill Recovery Income	26,129,840.98	22,330,368.63
	Gain arising from livestock	3,492,355.00	10,802,360.00
	Proceeds from ancillary activities	75,608,415.80	77,965,714.75
	Fine & damages	2,054,924.41	2,485,033.84
	Sub Total	404,008,443.86	396,068,406.57
	Total	**404,409,363.78**	**396,492,395.57**

18	FOREIGN CURRENCY GAIN / LOSS Account No	Exchange Gain/(Loss) LKR
	2RFC40	(654,541.09)
	2RFC64	(2,071,990.22)
	2RFC69	(3,921,210.32)
	2RFC70	(882,540.27)
	2RFC71	(840,214.75)
	2RFC79	(2,784,066.30)
	Total	**(11,154,562.95)**

The foreign currency transactions occurred on Residential Foreign Currency (RFC) accounts recorded in the ledger accounts converting the foreign currency in to rupee values at the rate on the date the transaction occurred. The closing balances of the RFC accounts were converted in to rupee values at the rate on the balance sheet date as per the provision of SLPSAS 10. The net result of the foreign currency has been credited to the statement of the financial performance.

19	RECURRENT EXPENDITURE SUMMERY - RESEARCH & RECURRENT	TOTAL	Prog: 1	Prog: 2	Prog: 3	Prog: 4	Prog: 5	Prog: 7	Prog: 8
PERSONNEL EMOLUMENTS- ACADEMIC									
4101	SALARIES & WAGES	1,298,290,873	31,610,296	1,241,845,513	17,439,576	-	-	-	7,395,488
4102	U.P.F	337,273,758	1,866,881	327,932,182	5,661,385	-	-	-	1,813,310
4103	PENSION GOVT.	178,258,829	-	174,756,455	2,372,049	-	-	-	1,130,326
4104	E.T.F	103,117,045	317,554	100,604,077	1,606,687	-	-	-	588,727
4105	ACTING PAY	796,591		796,591	-	-	-	-	-
4108	ACADEMIC ALLOWANCE	1,900,176,285	6,721,430	1,849,905,861	32,991,999	-	-	-	10,556,996
4110	OTHER ALLOWANCE	100,946,348	744,324	98,168,216	1,205,655	-	-	811,953	16,200
4112	GRATUITY	485,680,465	(345,364)	476,464,914	16,693,740	1,000,392	-	-	(8,133,218)
4116	VISITING LECTURE FEES (CIR 862 ALLOWANCE)	35,596,606	203,329	25,297,125	-	-	-	10,096,152	-
4117	ENTERTAINMENT ALLOWANCE ACADAMIC (801 MCA ARREARS)	9,177,620	359,733	8,817,887	-	-	-	-	-
4120	CIR 865 ALLOWANCE	80,714,143	110,000	79,240,896	855,000	-	-	-	508,247
4122	COST OF LIVING ALLOWANCE	265,191,531	361,600	260,331,125	2,818,800	-	-	-	1,680,006
4125	RESEARCH ALLOWANCE	344,086,355	1,155,942	334,764,264	6,210,899	-	-	-	1,955,251
4129	ADDITIONAL MONTHLY ALLOWANCE	199,946,563	660,538	194,619,654	3,549,085	-	-	-	1,117,286
4130	MONTHLY INTERIM ALLOWANCE	1,720,081	-	1,720,081	-	-	-	-	-
0917	INTEREST SUBSIDY ON PROPERTY LOAN	4,177,987	13,333	3,999,476	112,573	-	-	52,605	-
TOTAL		**5,345,151,080**	**43,779,596**	**5,179,264,315**	**91,517,449**	**1,000,392**	**-**	**10,960,710**	**18,628,618**
PERSONNEL EMOLUMENTS- NON- ACADEMIC									
4201	SALARIES & WAGES	1,054,645,179	193,015,263	555,220,383	50,242,200	59,879,582	106,866,185	14,915,536	74,506,030
4202	U.P.F	177,666,971	32,048,762	90,587,907	8,547,852	10,081,614	19,688,399	2,097,030	14,615,407
4203	PENSION GOVT.	105,696,957	22,627,449	52,621,905	5,450,856	5,140,318	11,328,983	1,935,965	6,591,481
4204	E.T.F	57,103,711	10,723,668	29,284,463	2,799,742	3,044,386	6,203,476	806,599	4,241,377
4205	ACTING PAY	688,765	312,084	-	-	69,863	40,537	-	266,281
4208	OVERTIME	133,706,058	37,299,791	45,406,183	4,970,475	12,224,278	19,378,048	1,471,167	12,956,117
4209	HOLIDAY PAYMENT	1,946,695	1,124,959	421,745	52,779	238,154	-	52,263	56,795
4210	OTHER ALLOWANCE	28,812,974	837,756	23,930,041	54,779	270,106	102,644	1,748,000	1,869,649
4212	GRATUITY	213,149,417	44,018,316	97,039,767	12,402,948	12,619,679	18,593,079	2,941,665	25,533,963
4217	ENTERTAINMENT ALLOWANCE TO NON ACADAMIC (801 MCA ARREARS)	212,557	212,557	-	-	-	-	-	-
4220	CIR 865 ALLOWANCE	122,317,746	22,807,841	61,141,618	5,947,338	6,740,312	15,627,961	-	10,052,677
4221	ON ADJUSTMENT ALLOWANCE	-	-	-	-	-	-	-	-
4222	COST OF LIVING ALLOWANCE	411,761,423	76,568,256	202,525,204	19,663,804	22,330,039	51,764,356	5,617,000	33,292,765
4225	RESEARCH ALLOWANCE	9,488,390	5,495,717	2,324,367	264,831	420,777	113,409	441,161	428,127
4226	SEPCIAL ALLOWANCE 2011	3,520	-	1,714	-	-	1,806		-
4229	ADDITIONAL MONTHLY ALLOWANCE	198,481,148	39,079,411	99,260,482	10,054,678	10,878,706	21,373,968	2,924,960	14,908,943

19.1	RECURRENT EXPENDITURE SUMMERY - RESEARCH & RECURRENT	TOTAL	Prog: 1	Prog: 2	Prog: 3	Prog: 4	Prog: 5	Prog: 7	Prog: 8
4230	MONTHLY INTERIM ALLOWANCE	10,790	10,790	-	-	-	-		-
4231	MONTHLY COMPENSATORY ALLOWANCE	446,154,163	87,903,022	223,336,333	22,273,347	24,481,795	48,040,186	6,581,158	33,538,323
0917	INTEREST SUBSIDY ON PROPERTY LOAN	3,062,103	683,592	1,675,598	183,358	218,725	132,608		168,223
TOTAL		**2,964,908,566**	**574,769,233**	**1,484,777,708**	**142,908,986**	**168,638,332**	**319,255,646**	**41,532,503**	**233,026,158**
TRAVELLING EXPENSES									
0501	TRAVELLING EXP - DOMESTIC	14,471,454	1,424,462	12,869,416	255	79,661	50,149	2,620	44,892
0502	TRAVELLING EXP - FOREIGN	12,505,914	6,971,756	5,534,158	-	-	-		-
TOTAL		**26,977,368**	**8,396,218**	**18,403,574**	**255**	**79,661**	**50,149**	**2,620**	**44,892**
SUPPLIES									
0601	STATIONERY AND OFFICE REQUISITES	43,498,576	4,739,378	31,784,437	1,089,853	3,202,735	682,685	1,439,898	559,591
0602	FUEL AND LUBRICANTS	51,048,031	10,687,555	28,107,756	72,872	5,284,676	5,169,941	463,563	1,261,668
0603	UNIFORMS INCLUDING TAILORING	15,538,312	3,303,192	7,217,133	174,076	1,093,680	3,093,899		656,333
0604	MECHNICAL AND ELECTRICAL GOODS	11,258,549	9,368,288	1,890,261	-	-	-		-
0605	CHEMICALS & GLASSWARE	56,281,012	5,888,594	46,490,256	-	2,413,804	43,200		1,445,158
0606	MEDICAL SUPPLIES	30,657,386	129,400	27,727,446	-	2,740,871	-		59,669
0607	OTHER SUPPLIES	150,929,777	3,376,343	126,886,835	337,080	10,726,386	1,111,738	9,210	8,482,185
TOTAL		**359,211,644**	**37,492,751**	**270,104,123**	**1,673,880**	**25,462,152**	**10,101,463**	**1,912,671**	**12,464,604**
MAINTENANCE EXPENDITURE									
0701	VEHICALS	33,878,676	11,501,525	20,337,142	85,475	447,317	734,325	91,760	681,132
0702	PLANT, MACHINERY & EQUIPMENT	27,260,069	6,619,046	18,661,867	338,781	205,933	575,963	611,919	246,560
0703	BUILDINGS & STRUCTURE	43,574,246	4,498,995	25,035,423	694,484	3,451,746	2,115,476		7,778,123
0704	FURNITURE	1,332,398	1,249,228	83,170	-	-	-		-
0705	OTHERS	1,949,924	1,553,224	395,500	-	-	-	1,200	-
TOTAL		**107,995,312**	**25,422,017**	**64,513,102**	**1,118,740**	**4,104,996**	**3,425,764**	**704,879**	**8,705,815**
CONTRACTUAL SERVICES									
0801	TRANSPORT	13,240,904	5,884,819	7,343,885	-	-	-		12,200
0802	TELECOMMUNICATION	60,361,762	51,535,886	6,934,234	-	-	-	424,594	1,467,047
0803	POSTAL CHARGES	4,007,947	3,260,654	640,017	4,476	250	-	102,440	110
0804	ELECTRICITY	297,373,357	-	-	-	-	296,660,025	713,333	-
0805	SECURITY CHARGES	84,559,689	83,274,703	-	-	-	-	1,270,476	14,510
0806	WATER	55,398,155	-	-	-	-	55,240,342	145,295	12,518
0807	CLEANING SERVICES	61,468,780	19,489,626	-	283,247	35,211,740	3,890,717		2,593,451
0808	RENTS & HIRE CHARGES	15,049,043	4,014	6,171,837	-	-	-	2,000	8,871,192
0809	RATES & TAXES TO LOCAL AUTHORITIES	777,343	765,343	12,000	-	-	-		-
0810	PRINTING, ADVERTISING Etc.	6,177,163	2,761,101	3,363,119	-	-	-		52,944
0811	OTHERS	29,308,850	405,793	17,372,712	699,842	-	-		10,830,504
TOTAL		**627,722,995**	**167,381,938**	**41,837,804**	**987,564**	**35,211,990**	**355,791,084**	**2,658,138**	**23,854,475**

19.2	RECURRENT EXPENDITURE SUMMERY - RESEARCH & RECURRENT	TOTAL	Prog: 1	Prog: 2	Prog: 3	Prog: 4	Prog: 5	Prog: 7	Prog: 8
OTHER RECURRENT EXPENSES									
0902	SPECIAL SERVICES-COUNCIL & COMMITTEE MEMBER FEES	22,967,604	21,388,390	1,286,215	-	-	-	293,000	-
0903	SPECIAL SERVICES-PROFESSIONAL & OTHERS	50,475,825	12,567,309	37,908,516	-	-	-		-
0904	WORKSHOP, SEMINARS AT & MEETING	21,384,278	4,052,465	15,506,282	47,778	-	-	1,777,754	-
0905	ACADEMIC RESEARCH	560,494	560,494	-	-	-	-		-
0906	STAFF DEVELOPMENT	1,767,287	968,787	797,000	-	-	-	1,500	-
0908	HOLIDAY WARRANT & SEASON TICKETS	10,211,006	6,596,040	3,491,086	-	5,400	-	107,680	10,800
0909	ENTERTAINMENT EXPENSES	17,927,521	7,838,127	8,626,019	232,133	1,005,155	4,275	177,225	44,587
0910	BANK CHARGES	406,396	94,460	309,532	-	-	-	2,403	-
0911	AWARD & INDEMIITIES	827,553	232,500	59,654	-	-	-	535,399	-
0912	CONTRIBUTION & MEMBERSHIP FEES	8,409,168	179,020	8,230,148	-	-	-		-
0913	CONVOCATIONS	16,098,278	12,002,008	11,615	-	-	119,980	3,964,675	-
0914	EXAMINATIONS EXPENSES	65,739,791	147,340	55,632,272	-	-	-	9,953,179	7,000
0915	OTHERS, NEWSPAPERS, MAGAZINES ETC	92,664,017	36,001,436	42,024,328	261,811	2,281,791	839,250	11,071,936	183,465
0916	AGRAHARA CONTRIBUTION ACCOUNT	21,234,240	21,234,240		-	-	-		-
0918	EMPLOYEE WELFARE & MEDICAL ASSISTANCE AGRAHARA	193,800	-	-	-	-	-	193,800	-
0920	POSTGRADUATE RESEARCH & SCHOLARSHIPS	10,433,170	3,338,912	7,094,258	-	-	-		-
0921	COURSE MATERIALS FOR STUDENTS & LEARNING QUALITY IMPROVEMENT	279,640	-	249,640	-	-	-	30,000	-
0922	INDUSTRY INTERNSHIPS, PRACTICAL & CAREER GUIDANCE	4,286,483	-	4,286,483	-	-	-		-
0923	STUDENTS DEVELOPMENT INITIATIVES & COMMUNITY RELATIONS	636,255	-	636,255	-	-	-		-
0924	UNIVERSITY SPORTS ACTIVITIES	7,860,323	209,966		-	7,650,357	-		-
0925	STUDENT WELFARE, EMPLOYEE WELFARE, STUDENT COUNCILS & SOCIAL HARMONY	401,323	-	401,323	-	-	-		-
10002	REHABILITATION EXPENSES	60,227,561	849,345	9,794,398	-	-	-		49,583,818
	HUMAN CAPITAL RECURRENT NATURE GENERAL	137,227	137,227						
	FOREIGN CURRENCY LOSS	11,154,563	11,154,563						
TOTAL		**426,283,803**	**139,552,628**	**196,345,023**	**541,722**	**10,942,703**	**963,505**	**28,108,551**	**49,829,670**

19.3	RECURRENT EXPENDITURE SUMMERY - RESEARCH & RECURRENT	TOTAL	Prog: 1	Prog: 2	Prog: 3	Prog: 4	Prog: 5	Prog: 7	Prog: 8
FINANCIAL ASSISTANCE TO STUDENTS									
1001	MAHAPOLA	389,156,850	-	389,156,850	-	-	-	-	-
1002	BURSARY	31,420,000	-	31,420,000	-	-	-	-	-
TOTAL		**420,576,850**	**-**	**420,576,850**	**-**	**-**	**-**		**-**
DEPRECIATION AND AMORTIZATION									
83010102	DEPRECIATION-BUILDING-GEN.ADMIN-GENERAL	600,708,031	600,708,031	-	-	-	-	-	**-**
83010103	DEPRECIATION-PLANT & MACHINERY-GEN.ADMIN-GENERAL	22,130,108	22,130,108	-	-	-	-	-	**-**
83010104	DEPRECIATION-MOTOR VEHICLES-GEN.ADMIN-GENERAL	78,635,000	78,635,000	-	-	-	-	-	**-**
83010105	DEPRECIATION-FURNITURE & FITTINGS-GEN.ADMIN-GENERAL	100,299,447	100,299,447	-	-	-	-	-	**-**
83010106	DEPRECIATION-OFFICE EQUIPMENTS-GEN.ADMIN-GENERAL	123,890,066	123,890,066	-	-	-	-	-	**-**
83010107	DEPRECIATION-LAB & TEACHING EQUIPMENTS-GEN.ADMIN-GENERAL	266,274,448	266,274,448	-	-	-	-	-	**-**
83010110	DEPRECIATION-CLOAKS-GEN. ADMIN.-GENERAL	6,178,699	644,284	-	5,534,415	-	-	-	**-**
83010102	DEPRECIATION-GENERATORS & POWER SUPPLY SYSTEM -GEN. ADMIN.-GENERAL	613,265	613,265	-	-	-	-	-	**-**
83010102	DEPRECIATION-DRAINAGE & SEWERAGE SYSTEM GEN. ADMIN.-GENERAL	76,252	76,252	-	-	-	-	-	
83010102	DEPRECIATION-NETWORK COMMUNICATIONS SYSTEMS-GEN. ADMIN.-GENERAL	2,517,028	2,517,028	-	-	-	-	-	
83010102	DEPRECIATION-ROAD NETWORK -GEN. ADMIN.-GENERAL	118,182	118,182	-	-	-	-	-	**-**
83010111	AMORTIZATION OF INTAINGIBLE ASSETS ACCOUNT	4,400,433	4,400,433	-	-			-	
TOTAL		**1,205,840,959**	**1,200,306,544**	**-**	**5,534,415**	**-**	**-**	**-**	**-**
GRAND TOTAL		**11,484,668,576**	**2,197,100,925**	**7,675,822,499**	**244,283,011**	**245,440,226**	**689,587,609**	**85,880,072**	**346,554,234**

Prog1	General Administration, Financial Administration, Stores & Supply, Security Service, Transport Service
Prog2	Agriculture Faculty, Arts Faculty, Engineering Faculty, Management Faculty, Faculty of Medicine, Science Faculty, Faculty of Vet Medicine, Examination
	Faculty of Dental Science, Science Education, Faculty of Allied Health Science, ELTU, Information Technology
Prog3	Library & Career Guidance Unit
Prog4	Health Service, Physical Education, Student & Staff Welfare
Prog5	Lands & Buildings, Electricity Supply
Prog7	Center for Distance & Continuing Education, Water Supply
Prog8	Hostels, Dodangolla Experimental Station, Mawala Vet Farm, Mahailluppallama Teaching Unit, Meewatura Field Station, Poultry Unit, Swine Production, Staff Development Center, Livestock Field Station Mawala

Auditor General's Report 2024

UNIVERSITY OF PERADENIYA

ජාතික විගණන කාර්යාලය
தேசிய கணக்காய்வு அலுவலகம்
NATIONAL AUDIT OFFICE

මගේ අංකය / எனது இல. / My No. } CPCG/KD/D/UP/2025/06 ඔබේ අංකය / உமது இல. / Your No. } දිනය / திகதி / Date } 25 August 2025

Vice Chancellor,

University of Peradeniya.

Report of the Auditor General on the Financial Statements and Other Legal and Regulatory Requirements of the University of Peradeniya for the year ended 31 December 2024 in terms of Section 12 of the National Audit Act, No. 19 of 2018.

---

1. Financial Statements

1.1 Opinion

The audit of financial statements of the University of Peradeniya for the year ended 31 December 2024 comprising the statement of Financial Position as at 31 December 2024 and the statement of financial performance, statement of changes in equity and statement of cash flows for the year then ended, and notes to the financial statements, including a summary of significant accounting policies was carried out under my direction in pursuance of provisions in Article 154(1) of the Constitution of the Democratic Socialist Republic of Sri Lanka read in conjunction with provisions of the National Audit Act No. 19 of 2018 and the Finance Act No.38 of 1971. My report to Parliament in pursuance of provisions in Article 154 (6) of the Constitution will be tabled in due course.

In my opinion, the accompanying financial statements give **a true and fair view** of the financial position of the University of Peradeniya as at 31 December 2024 and of its financial performance and cash flows for the year then ended in accordance with Sri Lanka Public Sector Accounting Standards.

1.2 Basis for Opinion

I conducted my audit in accordance with Sri Lanka Auditing Standards (SLAuSs). My responsibilities, under those standards are further described in the Auditor's Responsibilities for the Audit of the Financial Statements section of this report. I believe that the audit evidence I have obtained is sufficient and appropriate to provide a basis for my opinion.

1.3 Other Information Included in the Annual Report, 2024 of the University of Peradeniya

The other information means the information included in the 2024 Annual Report of the University of Peradeniya, which is expected be submitted to me after the date of this report, but not contained in the Financial Statements and my audit report thereon. Management is responsible for this other information.

My opinion on financial statements does not cover the other information and I do not express any assurance or opinion thereon.

My responsibility in connection with my audit of financial statements is to study the above identified other information and evaluate whether the other information is substantially mismatched with the financial statements or my knowledge gained in auditing or another manner.

In the study of Annual Report of the University for the year 2024, if I conclude that there are substantial misstatements, I should communicate that matters to the governing body for correction. If there are misstatements further to be corrected, those will be included in the report which I table in parliament in accordance with Article 154 (6) of the Constitution in due course.

1.4 Responsibilities of Management and Those Charged with Governance for the Financial Statements

Management is responsible for the preparation of financial statements that give a true and fair view in accordance with Sri Lanka Public Sector Accounting Standards, and for such internal control as management determine is necessary to enable the preparation of financial statements that are free from material misstatement, whether due to fraud or error.

In preparing the financial statements, management is responsible for assessing the University's ability to continue as a going concern, disclosing, as applicable, matters related to going concern and using the going concern basis of accounting unless management either intend to liquidate the University or to cease operations, or has no realistic alternative but to do so.

Those charged with governance are responsible for overseeing the University's financial reporting process.

As per Sub-section 16(1) of the National Audit Act No. 19 of 2018, the University is required to maintain proper books and records of all its income, expenditure, assets and liabilities, to enable annual and periodic financial statements to be prepared of the Institute.

1.5 Auditor's Responsibility for the Financial Statements

My objective is to obtain reasonable assurance about whether the financial statements as a whole are free from material misstatement, whether due to fraud or error, and to issue an auditor's report that includes my opinion. Reasonable assurance is a high level of assurance, but is not a guarantee that an audit conducted in accordance with Sri Lanka Auditing Standards will always detect a material misstatement when it exists. Misstatements can arise from fraud or error and are considered material if, individually or in the aggregate, they could reasonably be expected to influence the economic decisions of users taken on the basis of these financial statements.

As part of an audit in accordance with Sri Lanka Auditing Standards, I exercise professional judgment and maintain professional scepticism throughout the audit. I also:

- Identify and assess the risks of material misstatement of the financial statements, whether due to fraud or error, design and perform audit procedures responsive to those risks, and obtain audit evidence that is sufficient and appropriate to provide a basis for my opinion. The risk of not detecting a material misstatement resulting from fraud is higher than for one resulting from error, as fraud may involve collusion, forgery, intentional omissions, misrepresentations, or the override of internal control.

- Obtain an understanding of internal control relevant to the audit in order to design audit procedures that are appropriate in the circumstances, but not for the purpose of expressing an opinion on the effectiveness of the University's internal control.

- Evaluate the appropriateness of accounting policies used and the reasonableness of accounting estimates and related disclosures made by the management.

- Conclude on the appropriateness of the management's use of the going concern basis of accounting and based on the audit evidence obtained, whether a material uncertainty exists related to events or conditions that may cast significant doubt on the University's ability to continue as a going concern. If I conclude that a material uncertainty exists, I am required to draw attention in my auditor's report to the related disclosures in the financial statements or, if such disclosures are inadequate, to modify my opinion. However, future events or conditions may cause the University to cease to continue as a going concern.

- Evaluate the overall presentation, structure and content of the financial statements, including the disclosures, and whether the financial statements represent the underlying transactions and events in a manner that achieves fair presentation.

I communicate with those charged with governance regarding, among other matters, significant audit findings, including any significant deficiencies in internal control that I identify during my audit.

2. Report on Other Legal and Regulatory Requirements

2.1 National Audit Act, No. 19 of 2018 includes specific provisions for following requirements.

2.1.1 I have obtained all the information and explanation that required for the audit and as far as appears from my examination, proper accounting records have been kept by the University as per the requirement of section 12 (a) of the National Audit Act, No. 19 of 2018.

2.1.2 The financial statements presented by the University are consistent with the preceding year as per the requirement of section 6 (1) (d) (iii) of the National Audit Act, No. 19 of 2018.

2.1.3 The financial statements presented include all the recommendations made by me in the previous year as per the requirement of section 6 (1) (d) (iv) of the National Audit Act, No. 19 of 2018.

2.2 Based on the procedures performed and evidence obtained were limited to matters that are material, nothing has come to my attention;

2.2.1 to state that any member of the governing body has any direct or indirect interest in any contract entered into by the University which are out of the normal cause of business as per the requirement of section 12 (d) of the National Audit Act, No. 19 of 2018.

2.2.2 to state that the University has not complied with any applicable written law, general and special directions issued by the governing body of the Company as per the requirement of section 12 (f) of the National Audit Act, No. 19, except for the following observations.

	Reference to Laws, Rules/Directives	Non-compliance
(a)	Section 11 of the Finance Act, No. 38 of 1971.	By December 31 of the year under review, an additional investment amounting to Rs. 3,184,708,986 had been made without obtaining the prior approval of the Minister of Finance and the relevant Minister in charge of the subject.
(b)	Paragraph 5 of Chapter XIX of the Establishments Code of the Democratic Socialist Republic of Sri Lanka.	Due to the charging of a rent determined by the University Governing Board in deviation from the provisions of the Establishments Code, a total rent of Rs. 19,680,784 had been under-recovered from 324 academic and non-academic staff members for the period from January to September 2024.
(c)	571(2),(3) F.R. 571(2) and (3) of the Financial Regulations of the Democratic Socialist Republic of Sri Lanka.	Sums of Rs. 33,429,836 as retention money and Rs. 3,531,810 as refundable deposits, payable to contractors for 09 construction projects completed and handed over to the University, had not been settled even as at the end of the year under review.
(d)	Section 10 of State Finance Circular No. 02/2015 dated 10 July 2015	The income of Rs. 3,304,899 received from the disposal of vehicles had been credited to the University account instead of being credited to the Consolidated Fund.

2.2.3 to state that the University has not performed according to its powers, functions and duties as per the requirement of section 12 (g) of the National Audit Act, No. 19 of 2018, except for the following observations.

	Powers, Functions and Duties	Non-compliance
(a)	Section 45(2)(xv) of Part VII of the Universities Act, No. 16 of 1978.	A research grant of Rs. 15,169,843 awarded by the National Research Council in 2015 for a project was, without the Vice-Chancellor entering into an agreement under the Council's approval, signed by a Professor and credited to a personal account. Furthermore, no action was taken to recover the contribution of Rs. 351,316 due to the University from the sale of anti-cancer capsules produced through

		that research during the period from 01 January 2020 to 02 June 2023.
(b)	Paragraphs 4.1 and 4.1.1 of Chapter V, Part I of the Universities Establishments Code.	It has been stipulated that a lecturer wishing to resign from service must notify the Council in writing three months in advance, and if such prior notice is not given, three months' salary is payable to the University. However, although 40 lecturers did not report for service from the date they submitted their resignations, the three months' salary totaling Rs. 9,212,748 recoverable from them had not been collected even as at December 31 of the year under review.
(c)	Institutional Circular No. 10/2017 of the University Grants Commission dated 10 July 2017.	During the year 2023, a sum of Rs. 3,385,317,098 and in 2024 a sum of Rs. 3,711,517,359 were disbursed as salaries and allowances to the permanent and probationary lecturers of the University's academic staff without confirming their arrivals and departures.a sum
(d)	University Grants Commission Circular No. 15/2018 dated 26 November 2018.	During the period from 2019 to 2024, a sum of Rs. 71,061,240 had been remitted from the University Fund to the National Insurance Trust Fund as employee Agrahara Insurance contributions, without obtaining the approval of the Department of Public Enterprises and the General Treasury.
(e)	Paragraph 5.1.2 of Circular No. 04/2016 on Self-Financing Activities dated 01 March 2016.	During the period from 2016 to July 2024, income totaling Rs. 456,251,500 from 40 self-financing activities was held in the University Fund without making any contributions to the University for the utilization of lecture halls, laboratories, and other facilities.
(f)	Guidelines for Academic Ethics and Accountability for Academic Staff of the University Grants Commission, No. UGC/AC/QA/Gen dated May 07, 2015	Although a University academic staff member must allocate at least 300 hours annually for student-related academic activities (Student Contact Hours) and 1,100 hours for research, university, and national development work, including a 12-week period for examinations and question paper evaluation, a Professor had delivered only around 10 hours of lectures during the academic period from 01 January 2023 to 30 June 2024.

2.2.4 to state that the resources of the University had not been procured and utilized economically, efficiently and effectively within the time frames and in compliance with the applicable laws as per the requirement of section 12 (h) of the National Audit Act, No. 19 of 2018.

2.3 Other Matters

(a) Under the Accelerating Higher Education Expansion and Development (AHEAD) project, an agreement was entered into with a private institution on 16 February 2021, for the completion of the project titled *Construction of the proposed extension to the Manufacturing and Industrial Engineering Building of the Faculty of Engineering* at a contract value of Rs. 127.87 million (excluding VAT). Although the project was required to be completed by 15 August 2022, in terms of the agreement, the contract period had been extended up to 31 December 2023. However, as of December 31 of the year under review, only 49% of the work had been completed, and payments amounting to Rs. 91,051,620 had been made. The University was unable to realize the performance bond since the contractor had taken legal action when the University attempted to encash the bond.

(b) Due to breach of agreements by 07 lecturers who had gone abroad on scholarships granted under the Accelerating Higher Education Expansion and Development (AHEAD) project during the period from 2022 to 2024, a sum of Rs. 53,414,966 remained recoverable. Furthermore, a sum of Rs. 33,708,966, due from 68 members of the academic staff who had breached bonds ranging from 11 to 42 years, continued to remain outstanding, as efforts had not been made to recover the said amounts within the prescribed period. Moreover, the beneficiaries of those bonds or their guarantors could not be traced.

(c) For 46 research projects amounting to Rs. 97,760,741, which were to be completed by seven faculties of the University within the period from 2018 to 2024, an expenditure of Rs. 86,049,868 had been incurred as at the end of the year under review. Nevertheless, no action had been taken either to complete those research projects or to extend their respective project periods.

(d) An amount of Rs. 1,466,529 received for the project *"Scientific Capacity Development to Strengthen Informed Decision Making for Improved Climate Policy Formulation and Implementation in South Asian Countries (APP)"* to be completed during the period from 01 July 2015 to 30 July 2016, had remained unutilized for the intended purpose even after a lapse of 08 years as at 31 December of the year under review.

(e) An amount of Rs. 3,436,320 paid as salary advances to 09 permanent staff members and 21 temporary academic staff members during the period from 02 May 2024 to 15 July 2024, when the non-academic staff strike was in effect, had not been recovered even by the end of the year under review.

(f) A sum of Rs. 7,309,383 pertaining to 05 research funds, Rs. 4,357,557 pertaining to 06 miscellaneous funds, and Rs. 7,699,757 pertaining to 08 other funds had remained unutilized for a period of one year.

(g) In terms of the cadre approved by the Department of Management Services, effective from 01 February 2017, a sum of Rs. 3,222,972 had been paid as allowances from 2014 to 2024 for 04 Director posts which were not included in the approved cadre.

(h) Without entering into a Memorandum of Understanding among the University of Peradeniya, the National Water Supply and Drainage Board, and the Kandy Municipal Council, a sum of Rs. 16,850,000 had been paid in two installments in 2020 to the National Water Supply and

Drainage Board, which had commenced in 2019 the project to connect the University's wastewater system to the Kandy City Wastewater Project. As at the audit date of 28 October, 2024, the physical progress of the project remained as low as 7.8 per cent, while the work had been discontinued as at 31 December 2021.

(i) An agreement amounting to Rs. 36,815,177 had been entered into on 01 October 2021 with a private institution for the construction of a canteen in the Mewathura Residential Complex. Although the project was to be completed and handed over by 30 September 2022, as at the audit date of 10 September 2024, only foundation work of the building had been completed. Furthermore, on 04 August 2022, the contractor informed the University in writing that the project work would be temporarily suspended and vacated the site. The University Procurement Committee held on 25 August 2024 had approved the conclusion of the agreement by mutual consent of both parties, with this project is implemented from 15 June 2023. Additionally, the performance guarantee of Rs. 1,840,800 relating to this project had not been encashed before 13 July 2024. At present, procurement activities are being carried out again to complete the remaining work of the project.

(j) The University entered into an agreement with a private institution on 27 December 2018, at a VAT-exempted amount of Rs. 1,853,984 for the *Supply and Wiring of Socket Outlets* for Sarasavi Madura 01 and Sarasavi Madura 02 Hostel construction projects. According to the agreement, the contract work could not be completed by 26 March 2019, resulting in an extension of the contract period until 26 July 2019. As at the audit date of 22 October 2024, although the contractual period had expired and over five years had passed, the contract work had not been completed, with physical progress reaching only about 33 per cent.

(k) An amount of Rs. 2,418,820 had to be paid as penalties from 2022 to 2024 due to the University's failure to settle electricity and water bills on the due dates. However, no action had been taken to identify the responsible officers and recover the loss to the University's funds.

G.H.D. Dharmapala
Auditor General (Acting)

12.2 Answers to the Report of the Auditor General on the Financial Statements and Other Legal and Regulatory Requirements of the University of Peradeniya for the year ended 31 December 2024 in terms of Section 12 of the National Audit Act, No. 19 of 2018.

1	**Financial Statement**
1.1	**Opinion**
1.2	**Basis for Opinion**
	I conducted my audit in accordance with Sri Lanka Auditing Standards (SLAuSs). My responsibilities, under those standards are further described in the Auditor's Responsibilities for the Audit of the Financial Statements section of this report. I believe that the audit evidence I have obtained is sufficient and appropriate to provide a basis for my opinion.
1.3	Other Information Included in the Annual Report, 2024 of the University of Peradeniya
1.4	Responsibilities of Management and Those Charged with Governance for the Financial Statements
1.5	Auditor's Responsibility for the Financial Statements
2	Report on Other Legal and Regulatory Requirements
2.2.2	To state that the University has not complied with any applicable written law, general and special directions issued by the governing body of the Company as per the requirement of section 12 (f) of the National Audit Act, No. 19, except for the following observations.
	Reference to Laws, Rules/Directives
(a)	Although it was stated that an additional sum of Rs. 3,184,708,986.32 had been invested as at 31 December 2024 without the prior approval of the Minister, that information was incorrect. The details relating to new investments and reinvestments in fixed deposits are as follows

Description	Student Services	Other Divisions	Total Value
New Investments	60,000,000.00	772,548,300.31	832,548,300.31
Reinvestments- with or without interest	315,503,228.77	2,036,657.457.24	2,352,160,686.01
Total Value	**375,503,228.77**	**2,809,205,757.55**	**3,184,708,986.32**

Accordingly, the University has not invested an additional sum of Rs. 3,184,708,986.32 during the year under review, while an amount of Rs. 832,548,300.31 has been invested as new investments and Rs. 2,352,160,686.01 as reinvestments. Accordingly, the total investment amounts to Rs. 3,184,708,986.32.

The same fixed deposit has been reinvested monthly, quarterly/ halfyearly, or annually throughout the year. Furthermore, in respect of both new investments and reinvestments, the Secretary to the Ministry of Education had forwarded the required documents to the Director General of the National Budget Department of the Treasury during the previous year, seeking the approval of the Minister of Finance. However, the necessary approval of the Minister of Finance had not been granted. Upon inquiry from the National Budget Department regarding this matter, it was stated that since the University falls under the category of state enterprises, a decision on whether such investments require the approval of the Minister of Finance or could be made under the approval of the respective governing board is still under discussion and therefore has been delayed.

(b) According to the recommendations of the COPE Committee held on 08.08.2023, it was decided to revise the accommodation fees charged from the employees of the University. The approvals granted at the 546th meeting of the University Council held on 31.08.2024 are as follows:

1. To charge, with effect from 01.10.2024, the economic rental value determined by the Department of Valuation as the official quarters rent for housing categories A,B,C and PGIA.
2. To charge, with effect from 01.10.2024, the housing rent determined by the Department of Valuation for housing categories D,E and F over a period of three years, by recovering 50% of the rental value during the first year, 75% during the second year, and 100% during the third year.
3. According to the report issued by the Department of Valuation, for the official quarters currently under renovation and for which a new valuation will be provided after the completion of renovations, it was approved to charge the normal rent until such economic rental value is received.

Furthermore, it was approved to charge the monthly economic rent of these official quarters in accordance with the validity period specified by the Department of Valuation. Previously, a comparatively low rent had been charged for staff official quarters, and during the year under review, those rental rates were revised as stated above.

(c) Since no request has been made so far for the refundable deposit amounting to Rs. 3,531,810.00 mentioned in this audit paragraph, the said amount has been credited to revenue through Journal No. JE/REV/2025/03 based on the approval of the 436th Finance Committee.

The progress related to the payable amount of Rs. 33,429,836 for nine construction projects is as follows:

Retention Payable as at 31.12.2024

	Contract Number/ Indent Number	**Contractor / Supplier**	**Contract Finish/ Handover date**	**Due Period (years) As at 31.12.2024**	**Amount Rs.**	**Payment Status**	**Remarks**
01	CW/CON/2016/1210	Yavinrow Engineering (Pvt)Ltd	Handover Date- 10.03.2022	2 1/2	395,128	No	Proceeding to close the project as no request was received from the contractor
02	CW/CON/2022/1484	Wardena Construction	Completion Date – 21.11.2023 Handover Date – 21.11.2023	1	310,165	No	Processing the payment of half retention.
03	CW/CON/2020/1436	C H Jayasinghe	Expected Completion	4	21.082	No	Processing the Final payment.

			Date-30.11.2020				
04	CW/CON/2019/1418	Unit-tech Lanka Engineering	Completion Date-31.12.2021	3	715,134	Yes	Payments completed. File Closed.
05	CW/CON/2016/1263	Malwatta Construction (Pvt)Ltd	Completion Date-10.12.2022 Handover Date – 12.10.2023	1	4,590,142	No	Half releasement of retention has been hold until obtaining the recommendations of COPE Committee.
06	CW/CON/2017/1304	Building Services M & E Engineering	Completion Date-08.03.2019 Handover Date – 01.04.2019	$5^{1/2}$	102,873	Yes	Payments completed. File Closed.
07	CW/CON/2016/1239	URS Engineering & Aluminium Fabricators	Completion Date-24.11.2016	8	40,669	No	Processing the retention payments.
08	CW/CON/2020/1437	CH Jayasinghe	Completion Date-09.09.2020	4	35,056	No	Processing the Retention payments.
09	CW/CON/2016/1219	GDP Engineering	Completion Date-09.12.2022 Handover Date – 09.12.2022	2	3,458,205	No	Processing to release the Retention.
10	CW/CON/2011/910	State Development & Construction Corporation	Completion Date-12.10.2022	2	18,740,188	No	Processing the Final payment.
11	CW/CON/2015/1139	Central Engineering Services (Pvt) Ltd	Completion Date-16.11.2022 Handover Date – 16.11.2022	2	5,021,195	Yes	File Closed.
					33,429,836		

(d)	The State Finance Circular No. 20/2015 dated July 10, 2015, has not been adopted by the University Grants Commission. Accordingly, the provisions of this Circular have no authority to be implemented within a university. However, in accordance with Section 99(I) (d) of the Universities Act No. 16 of 1978, it is stated that all income received by a university from any source whatsoever shall be credited to the University Fund. Therefore, these income amounts have been accounted for accordingly.
2.2.3	
(a)	It is acknowledged that the relevant Professor has entered into an agreement for a research project titled "Investigation of Media Clinical Plants with Anticancer Actives and Immunomodulation" without the knowledge or approval of the University. In this regard, the Council appointed a committee to conduct an inquiry and submit appropriate recommendations. Based on the committee's recommendations and the approval of the Council, the necessary documents have already been submitted to the University Grants Commission to deduct a sum of Rs. 351,316.00 from the Professor's University Provident Fund.
(b)	The audit paragraph indicated that 40 academic staff members were given the opportunity to resign without charging three months' salary; however, the correct number should be 39. A summary of these 39 academic staff members can be presented as follows:

Description	**Total Number of Academics**	**Number of Academics with 3-Month Salary Recovered**	**Whether 3-Month Salary Recovery is Required**
Academics considered as having vacated the service	12	05	No recovery of 3-month salary required
Academics who resigned after being given 3-month notice	01	01	No recovery of 3-month salary required
Academics reinstated	01	01	No recovery of 3-month salary required
Academics who resigned without prior 3-month notice or salary payment	25	11	Action to recover 3-month salary to be taken
Total	**39**	**18**	

Accordingly, based on the information provided, the actual number of academic staff from whom the 3-month salary should be recovered is 14 **(**25 − 11**)**.

(c)	I acknowledge that the university academic staff do not use the fingerprint machine to verify their attendance. However, it is stated that various alternative methods exist to confirm the completion of their assigned teaching and research duties.

	<u>To verify the teaching activities</u>: i) The timetable provided for the completion of teaching activities ii) The attendance register of students who participated in the academic activities iii) The records of students' results iv) The number of students who have completed their degrees <u>To verify the research activities</u>: i) The research papers issued ii) The research sessions organized by the university and the number of academic staff members who participated in them iii) The research grants received iv) Participation in research sessions conducted by other institutions and in foreign countries Considering the aforementioned tasks, it is not feasible to limit the working hours of the academic staff to eight hours, and within the university system, no university uses the fingerprint machine to record arrivals and departures of the academic staff. Furthermore, in addition to teaching activities for students, the academic staff of universities also contribute to research activities and other tasks of national significance. The service of temporary lecturers is limited to a very short period (usually around six months), and there are instances where they resign earlier due to obtaining other employment. Therefore, to preserve the limited capacity of the fingerprint machine, they do not use it. However, their arrivals and departures are recorded manually in a register, and their salaries are paid only after verification by the Head of the Academic Department.
(d)	The university has included its employees under the Employees' Agrahara Insurance scheme maintained under the National Insurance Trust Fund in accordance with University Grants Commission Circular 15/2018. The insurance contributions are partly paid from funds generated by the university and partly deducted from the employees' salaries. Accordingly, it is notified that the university has acted correctly in accordance with University Grants Commission Circular 15/2018.
(e)	According to paragraph 5.1.2 of Commission Circular No. 04/2016, although 40 self-financing activities implemented by 4 faculties and 1 center of the university from 2016 to 2024 had been reported under the audit paragraph, the correct number should be 38, and the total income of those self-financing activities amounted to Rs. 456,251,500. Accordingly, as stated under paragraph 5.1.2 of Commission Circular No. 04/2016 mentioned in the audit paragraph, the expenses (Field Expenses, Academic Activities, Surveys, Testing etc.) incurred under that paragraph for each self-financing activity include direct expenses related to the respective activity, expenses for organizing seminars, expenses for lectures conducted under the relevant self-financing program, and expenses for other academic activities.

	Accordingly, the total expenses incurred under paragraph 5.1.2 for the 38 self-financing activities amounted to Rs. 33,170,742.00. This total includes both internal university expenses and expences for external parties. Furthermore, the contributions made to the university in relation to these self-financing activities as per 5.2.1 (University / HEI Development Vote) and the respective faculties as per 5.1.4 (University / HEI / Faculty/ Department/ Course/ Infrastructure Development Vote) amounted to Rs. 42,539,739.20 and Rs. 56,278,660.13 respectively. Accordingly, since the funds generated from the self-financing activities conducted by the university from 2016 to 2024 have been credited to various development funds, it is stated that the university has received a considerable amount of money as contributions granted for those self-financing programs
(f)	Heads of departments of the faculty are responsible for assigning teaching duties to the academic staff of the faculty. Since the relevant professor is not attached to any academic department of the faculty, her teaching hours for undergraduate students have been reduced. Based on her field of specialization, she has been assigned to teach specific courses according to the requirements of the faculty. However, as per her letter of appointment, she has been entrusted with administrative and developmental responsibilities related to the management of self-financed postgraduate programs of Agricultural Biotechnology Centre. In addition to her administrative and academic responsibilities, the relevant professor conducts certificate courses in Biotechnology for undergraduate students. Although these courses are not part of the formal undergraduate curriculum, they provide additional education to interested parties. Furthermore, she supervises the final-year research projects of a considerable number of undergraduate students from various departments. She is also actively involved in supporting the postgraduate programs conducted by the Institute of Postgraduate Studies. The details of her assigned duties are stated in her letter of appointment dated 16.07.2013. Accordingly, although she has not completed the full number of teaching hours, it is informed that the services she renders to the Agricultural Bio Technology Centre compensate for the shortfall in her teaching hours.
2.2.4	It is stated that the limited funds received by the university from the General Treasury have been utilized efficiently and productively to achieve the objectives of the university's corporate plan, and that the institution has been satisfactorily maintained by making the optimum use of its physical and human resources.
2.3	
(a)	The contract period of this project expired on 15.08.2022. Thereafter, approval for the extension of the contract period was given on five subsequent occasions as indicated below: 1. From 16.08.2022 to 15.10.2022 — 2 months. 2. From 16.10.2022 to 31.03.2023 — 5 months. 3. From 01.04.2023 to 31.05.2023 — 2 months. 4. From 01.06.2023 to 31.10.2023 — 5 months.

	5. From 01.11.2023 to 31.12.2023 — 2 months. Based on the monthly physical progress reports submitted by the Project Engineer, it was observed that the physical progress of the project had remained at the same level of 68% from March 2023 to September 2023. Accordingly, nearly nine rounds of discussions were held with the University and the contractor. The contractor reported that the delay in completing this project was due to the suspension of financial allocations following the termination of the AHEAD Project implemented under the Ministry of Higher Education on 31.12.2023, which had provided the financial provisions for this project, as well as delays in receiving payments related to price variations. By the letter dated 28.11.2023, the Project Engineer informed the contractor of the portion of work that was required to be completed by 31.12.2023. Accordingly, the contractor also submitted a work schedule report for completion by 31.12.2023. Consequently, with the intention of completing the project through the same contractor, the contract period was extended for the fifth time from 01.11.2023 to 31.12.2023 for a period of two months. However, the contractor failed to complete the assigned portion of work as agreed. According to the final project evaluation report, the physical progress has been reported as 49.1%. Accordingly, in terms of Sub-clause 15.2 of Condition SBD-02 of the contract, the contractor's unsatisfactory performance was deemed a breach of contract, and action has been taken to terminate the contract and to take over the performance bond amounting to Rs. 6,394,000.00 in favour of the University. Meanwhile, the contractor has initiated legal action against this decision, and the matter is currently being handled by the Legal Division. Furthermore, the remaining work of this project has been properly evaluated, and a cost estimate was prepared and approved by the Cabinet. Accordingly, procurement activities have already been initiated to complete the remaining portion of the project expeditiously. In accordance with Section 8.13.4 of the Government Procurement Guidelines, the Technical Evaluation Committee recommended the relevant rates for the 02 subject variations, which were subsequently approved by the Vice-Chancellor, being the Head of the Department. Based on those rates and the number of work units, it has been recommended to make a variation payment amounting to Rs. 8,300,993.00 in the final bill. Prior to commencing new constructions, the approval of the Land, Buildings, and Maintenance Committee, which functions as a subcommittee of the Council, is obtained. In respect of construction variations (design changes), the approval of the Head of the Department is obtained as per the recommendations of the Technical Evaluation Committee.
(b)	Out of 17 scholarship-holder lecturers, 7 have resigned from the University service. Among them, lecturers T.N. Haththotuwa and I.D.Y. Ekanayake have fully paid the value of their bonds. Details regarding the recovery of bond amounts from the remaining five lecturers are provided below:

01. P.A.D. Perera

S/N	The name of the scholarship-holder lecturer	Breached Bond value (Bond value plus salary of three months – Rs.)	Amount Recovered as of 19.09.2025 – Rs.	Outstanding bond amount yet to be recovered – Rs.	Value of the Provident Ffund – Rs.
01	P.A.D. Perera	**16,561,420.58** (16,377,595.58+183,825.00)	8,384,828.12	8,176,592.46	1,588,123.19

As of 19.09.2025, an amount of Rs. 8,384,828.12 has been recovered from Ms. Perera's bond value. Her gratuity fund has already been applied toward the bond, and an application for the use of the provident fund toward the bond has been submitted to the University Grants Commission. Accordingly, action has been taken to recover Rs. 1,588,123.19 from the provident fund. In her letter dated 07.07.2025, she stated that the remaining bond amount of Rs. 6,588,469.27 would be fully settled within six months. However, as she has so far failed to pay the outstanding amount, legal action will be initiated against her.

02. T.G.N.S. Gunaratne

S/N	The name of the scholarship-holder lecturer	Breached Bond value (Bond value plus salary of three months – Rs.)	Amount Recovered as of 19.09.2025 – Rs.	Outstanding bond amount yet to be recovered – Rs.	Value of the Provident Ffund – Rs.
02	T.G.N.S. Gunaratne	13,694,718.21 (13,456,638.21+ 238,080.00)	2,034,968.00	11,659,750.21	1,173,259.73

As of 19.09.2025, an amount of Rs. 2,034,968.00 has been recovered from Ms. Gunaratne's bond value. Her gratuity fund has already been applied toward the bond, and an application for the use of the provident fund toward the bond has been submitted. Accordingly, to recover the remaining bond amount of Rs. 10,486,490.48, the Special Bond Recovery Committee, in its decision dated 07.05.2025, recommended that legal action be taken against her. She has been informed that legal proceedings will be initiated. Subsequently, through her letter dated 29.07.2025, she requested a period of 3 to 4 years. Therefore, action will be taken to initiate legal procedings against her.

03. S.T. Sudeshika

S/N	The name of the scholarship-holder lecturer	Breached Bond value (Bond value plus salary of three months – Rs.)	Amount Recovered as of 19.09.2025 – Rs.	Outstanding bond amount yet to be recovered – Rs.	Value of the Provident Ffund – Rs.
03	S.T. Sudeshika	**18,746,425.66** (18,550,585.66+195,840.00)	13,881,372.37	4,865,053.29	2,613,987.53

As of 19.09.2025, an amount of Rs. 13,881,372.37 has been recovered from Mrs. Sudeshika's bond value. Her gratuity fund has already been applied toward the bond, and an application for the use of the provident fund toward the bond has been submitted to the University Grants Commission. Accordingly, action has been taken to recover Rs. 2,613,987.53 from the provident fund. Following the deduction of the correct provident fund amount applicable on the date she left service, she has informed that the remaining bond amount of Rs. 2,251,065.76 (approximately) will be paid.

04. B.S.A.K. Rathnayaka

S/N	The name of the scholarship-holder lecturer	Breached Bond value (Bond value plus salary of three months – Rs.)	Amount Recovered as of 19.09.2025 – Rs.	Outstanding bond amount yet to be recovered – Rs.	Value of the Provident Ffund – Rs.
04	B.S.A.K. Rathnayaka	**14,520,219.59** (14,340,399.59+179,820.00)	10,500,000.00	4,020,219.59	1,307,384.25

As of 19.09.2025, an amount of Rs. 10,500,000.00 has been recovered from Mrs. Ratnayake's bond value. The value of her provident fund is Rs. 1,307,384.25, and an application has been submitted to apply this amount toward the bond. Her personal file has been referred to audit for re-auditing to determine the bond value including the correct scholarship amount. After being informed of the new bond value, she has stated that she will settle the outstanding bond amount of Rs. 2,712,835.34.

05. P.D.B.J. Palihakkara

S/N	The name of the scholarship-holder lecturer	Breached Bond value (Bond value plus salary of three months – Rs.)	Amount Recovered as of 19.09.2025 – Rs.	Outstanding bond amount yet to be recovered – Rs.	Value of the Provident Ffund – Rs.
05	P.D.B.J. Palihakkara	**18,134,913,48** (17,951,088.48+183,825.00)	15,907,224.32	2,227,689.16	1,809,065.41

Out of Mrs. Palihakkara's total bond value of Rs. 18,134,913.48, an amount of Rs. 15,907,224.32 has been recovered. Applications have been submitted to recover the remaining bond amount of Rs. 2,227,689.16 from the provident fund, and she has expressed willingness to reduce her gratuity amount. Accordingly, the combined value of the provident and gratuity funds amounts to Rs. 2,310,998.41 (approximately)

(d) The progress related to the researches that were not completed within the stipulated period is as follows

URG/2022/14/AHS	Final report has been submitted.
URG/2022/15/AHS	Research has not been completed. An extension has been granted up to 17.05.2025
URG/ 2023/06/AHS	Research has not been completed. An extension has been granted up to 28.08.2024.

	URG/ 2023/07/AHS	Research has not been completed
	URG/ 2023/09 AHS	Final report has been submitted. It has been informed to submit a revised final report
	URG/2021/46/Ag	Research has not been accepted
	URG/2021/51/ Ag	Research has been cancelled
	URG/2021/03/ Ag	No research grant has been awarded under this number
	URG/2022/02/ Ag	Final report has been submitted
	URG/2022/03/ Ag	Final report has been submitted. An extension has been granted up to 17.05.2024
	URG/2022/04/ Ag	Research has not been completed. An extension has been granted up to 18.11.2023
	URG/2022/05/ Ag	Research has not been completed
	URG/2022/08/ Ag	Final report has been submitted. An extension has been granted until 17.11.2024
	URG/2023/01/ Ag	Research has not been completed. An extension has been granted until 30.11.2025
	URG/2023/02/ Ag	Research has not been completed. An extension has been granted until 31.08.2025
	URG/2023/03/ Ag	Research has not been completed. An extension has been granted until 30.08.2025
	URG/2023/05/ Ag	Research has not been completed. An extension has been granted until 28.08.2024
	Department of wildlife conservation (2018)	No research grant has been awarded under this number
	Erasmus Programme of the Europe Union (2019)	No research grant has been awarded under this number
	URG/2022/67/ V	Research has not been completed. An extension has been granted until 17.05.2025
	URG/2022/70/ V	Research has not been completed
	URG/2023/35/ V	Research has not been completed. An extension has been granted until 31.08.2025
	URG/2023/37/ V	Research has not been completed. An extension has been granted until 28.02.2025
	URG/2021/12/ A	Research has not been completed. An extension has been granted until 14.07.2023
	URG/2022/27/ A	Research has not been completed
	URG/2023/40/ A	Final report has been submitted
	URG/2022/32/ D	Research has not been completed. An extension has been granted until 17.05.2025
	URG/2022/47/ M	Research has not been completed. An extension has been granted until 17.05.2025
	URG/2022/48/ M	Research has not been completed
	URG/2022/50/ M	Research has not been completed. An extension has been granted until 17.09.2023

URG/2022/51/ M	Research has not been completed
URG/2022/52/ M	Research has not been completed. An extension has been granted until 17.05.2025
URG/2022/53/ M	Research has not been completed. An extension has been granted until 17.05.2024
URG/2022/54/ M	Research has not been completed. An extension has been granted until 17.11.2023
URG/2023/23/ M	Final report has been submitted
URG/2023/24/ M	Research has not been completed
URG/2023/25/ M	Research has not been completed. An extension has been granted until 31.08.2025
URG/2023-LG-48/20/M	No research grant has been awarded under this number
RG/2021/EA/&ICT/01	No research grant has been awarded under this number
URG/2022/33/ E	Research has not been completed
URG/2022/34/ E	Research has not been completed. An extension has been granted until 17.06.2024
URG/2022/38/ E	Final report has been submitted
URG/2022/40/ E	Research has not been completed. An extension has been granted until 17.08.2024
URG/2022/41/ E	Final report has been submitted. An extension has been granted until 17.11.2024
URG/2022/42/ E	No research grant has been awarded under this number
URG/2023/18/ E	Final report has been submitted

Cancelled Research Grants

URG/2017/19/A – The research has been cancelled, and the relevant division has been informed to take action for recovery.

URG/2017/14/A – The research has been cancelled, and the relevant division has been informed to take action for recovery.

(d) This research was awarded to the former Dean of the Faculty of Agriculture, Professor D. K. N. G. Pushpakumara. The researcher has inquired, through an email dated 11.09.2025 from the Asia – Pacific Network for Global Change Research (APN), regarding the necessary actions to be taken concerning the sum of Rs. 1,466,529. Accordingly, the said APN institution has informed that the required internal approvals will be obtained to remit this amount to Japan and that the university will be notified thereafter. Upon receiving such notification, the university is expected to transfer the said funds to the APN institution.

(e) The unrecovered salary advances pointed out by the audit relate to the payments made by the university to temporary and permanent academic staff during the period of the 2024 non-academic strike.

	Action has been taken to recover the following outstanding balances from the remaining unpaid balances of the permanent academic staff as of 31.12.2024. 1. K.M.A.K. Kulathunga – Rs. 505,020/- 2. M.A.J.C.. Marasinghe – Rs. 78,790/- 3. L.V.Y. Weeraratne – Rs. 67,560/- 4. M.M. Maujun – Rs. 75,000/- Since other permanent academic staff members have either retired or are on unpaid leave, the Salary Division is unable to recover the amounts through salary deductions. The university intends to recover the outstanding balances of retired academic staff in the future from the University Provident Fund, and those on unpaid leave have been informed to promptly settle these amounts. The unsettled balances of the temporary academic staff will be recovered through their University Provident Fund. At the time of paying salaries after the non-academic staff strike, it was not possible to recover this amount as these lecturers had not engaged in duty and their salaries were insufficient to deduct the advances. Accordingly, the outstanding balances mentioned below have now been settled through the University Provident Fund. 1. K. Nagalingam – Rs. 27,835/- 2. R. M.I.M. Kulathunga – Rs. 42,000/- 3. S.T. Basara – Rs. 2,745/-
(f)	Although five research funds were reported in the audit report, the total amount of Rs. 7,309,383.00 relates to six research funds. Out of this, accounts pertaining to four research projects amounting to Rs. 582,518.00 have been duly corrected, as those projects have been completed. In order to refund a sum of Rs. 1,466,529.08 pertaining to the remaining research project, the matter has been informed to the APN Institution in Japan, and they have stated that the university will be notified once their internal approval is granted. Accordingly, arrangements will be made to remit the remaining funds upon such notification from the APN institute. The balance amount of Rs. 5,260,336.00 pertains to another research fund, for which the original project has been completed and a new research project initiated in 2025 subject to an extension period to utilize the remaining funds. Out of the six funds under various funding sources, two funds amounting to Rs. 371,709.00 had remained underutilized and were therefore transferred to the Arts Faculty Development Fund on 30.04.2025 and settle the fund accounts. The remaining four funds are currently being maintained at the operational level without any underutilization. Out of the eight funds classified under other funds, two underutilized funds amounting to Rs. 39,743.00 were transferred to the Faculty Development Funds of the Faculties of Medicine and Veterinary Medicine on 15.09.2025 and 30.06.2025 respectively, and the related accounts have been duly settled. The remaining six funds are currently being maintained at the operational level.

(g)	Directors appointed for the centers and sub-units established within the University of Peradeniya function under two categories, namely Central Administration and Faculty Administration, and all such appointments in these centers and sub-units are made on a part-time appointments. Furthermore, appointments to the Director positions of these centers and sub-units are made without obtaining approval from the Department of Management Services for an approved cadre, and the payments are made from the self earning income of the respective units, based on University Grants Commission Circular No. 04/2016. Furthermore, payments for the Director positions of these centers and sub-units are made in accordance with the approved allowance percentages specified either in the University Grants Commission Circulars or in the constitutions /proposals approved by the University Council for the establishment of the respective centers and sub-units. In addition, the authority to establish centers and sub-units within the university has been granted through a circular issued by the University Grants Commission. Therefore, since the 33 academic positions mentioned in the query are part-time appointments, approval from the Department of Management Services is not required.
(**h**)	To ensure the uninterrupted progress of this project, a discussion was held on 09.10.2024 under the leadership of the Deputy Vice-Chancellor with the Wastewater Project officers. The decisions reached during this meeting were formally communicated in writing on 14.10.2024 to the Project Director of the Kandy City Wastewater Project. Furthermore, on 31.07.2025, another discussion was held under the leadership of the Deputy Vice-Chancellor with the Acting Director of the Kandy City Wastewater Project, during which the project officers informed us that the upcoming project activities have been planned as follows. i. As per the letter forwarded by the General Services Division on 14.10.2024 to the Project Director of the Kandy City Wastewater Project, it was reported that, as a first step, the project has prepared an estimate to connect four university hostels (Vijewardhana, Mars, Jayatilaka, and Arunachalam), along with the Faculties of Science, Arts, Management, the Gymnasium, the WUS canteen, and the Senate Hall, to the Kandy City Wastewater Project. This estimate has been submitted to the Ministry of Urban Development, Construction, and Housing for the necessary approvals. ii. It was reported that a sume amount of funds has been allocated from the JICA for the commencement of the university's wastewater project, and it is planned to implement the project using these funds. The officials of the Water Supply Board further informed that if the expenditure for the project exceeds JPY 500, approval for that must be obtained from the JICA before proceeding; otherwise, the project activities can be carried out using the currently available funds. iii. The officials of the Water Supply Board indicated that a preliminary field survey must be conducted before commencing this task. The Vice-Chancellor instructed that the

	coordination for this survey be carried out by the General Services Division of the university. Accordingly, upon the request of the Acting Project Director, permission was granted on 18.08.2025 for the project officers to access the university premises to collect the necessary data for project activities. Permission has thus been provided to the project officers to carry out the forthcoming data collection tasks.
(**i**)	The COVID-19 pandemic in the country, along with the health guidelines and travel restrictions implemented that prevailed during the procurement period limited the meetings of Technical Evaluation Committee and Procurement Committees. As a result, a considerable amount of time was required to complete the procurement process. Subsequently, agreements for the project were signed on 01.10.2021. On 15.10.2021, quarantine permits were issued for five employees and five vehicles of the relevant contract company. During that period, there was no university work engineer available, and a new Project Manager was newly appointed in October 2021. As a result, the initial phase of the project experienced delays. Furthermore, the contractor informed the then Project Manager on 22.12.2021 that the relevant university officials had not provided proper supervision for the project. On 18.03.2022, the contractor submitted a letter stating that, due to the sharp increase in contract material prices within a short period, the price fluctuations were not covered under the ICTAD formula or the Ministerial Cabinet decision dated 06.12.2021 concerning price variations, and that this was causing significant losses to the contractor. No recommendations or solutions were provided to the contractor by the Project Manager in this regard. On 24.06.2022, the contractor submitted a letter stating that, due to price fluctuations, the cost requested in the bill of quantities for the project's concrete and masonry work, which was Rs. 14.29 million, would increase by Rs. 44.66 million. The contractor further indicated that, for this reason, other similar projects in the country had been halted by mutual agreement between the parties and requested that attention be given to a cooperation agreement. On 20.10.2022, the contractor informed that, due to rising market prices of contract materials, continuing the project had become difficult and, requested that the project be suspended with the mutual agreement of both parties. However, the contractor requested an extension of the contract period from 01.10.2022 to 16.04.2023, and based on the recommendation of the Project Manager, the 521st Governing Council, at its meeting held on 29.10.2022, approved the extension of the contract period until 16.04.2023. According to the Project Manager's letter dated 06.12.2022, the contractor was informed that, as agreed with the Project Manager, work should be carried out to raise the concrete columns up to the level of the concrete slabs, and payments would be made in accordance with the government circular.

	On 03.05.2023, a discussion was held under the leadership of the Deputy Vice-Chancellor, during which it was reported that the agreed-upon work had been completed. Considering the significant losses faced by the contractor, the Project Manager expressed agreement with halting the project and confirmed that there were no faults in the contractor's performance. On 12.06.2023, the Project Manager submitted a proposal to the Lands, Buildings, and Maintenance Committee regarding the halting of this project. The proposal was recommended by the 360th meeting of the Lands, Buildings, and Maintenance Committee held on 20.07.2023, and the Deputy Vice-Chancellor instructed that it be forwarded for approval to the Procurement Committee. Accordingly, on 13.12.2023, the 240th Procurement Committee appointed a three-member committee to obtain the necessary approvals. Based on the report of this three-member committee, the Acting Project Manager/Project Engineer made recommendations for Mutual Termination. Accordingly, on 26.09.2024, the 250th Procurement Committee approved the halting of this project based on the mutual agreement of both parties. Accordingly, the Agreement on Termination of Contract was duly signed. The reason for halting this project is not due to any inefficiency on the part of the contractor. Owing to the challenging circumstances prevailing in the country, and in accordance with National Budget Circular No. 03/2022 issued on 26.04.2022 and The Guide Line to Project Management & Contract Management For Infrastructure Development Projects (Works) Implemented By The Governmnet of Sri Lanka, Ministry of Finance February 2017 dated 30.06.2022, this project has been terminated based on the mutual agreement of both parties. Therefore, it is not possible to recover any performance-related funds. The new estimates for the remaining work of the project have now been submitted for approval to the Lands, Buildings, and Maintenance Committee. Following this, it is expected that procurement will be carried out and the project completed within a short timeframe for the benefit of the students.
(j)	According to the scope of the renovation project of Sarasavi Medura Hostels 01 and 02, it has been planned to install electrical plug points so as to cover the walls and study tables of the hostels. However, the delay in supplying wooden furniture to the hostels by the Suply Division occurred due to the shortage of raw materials and the prevailing crisis situation in the country. It has now been informed that the Financial Administration Department of the University has commenced the procurement process for the supply of wooden furniture, and necessary steps are to be taken to complete this contract work upon receiving the furniture. The contractor is not responsible for the delay in supplying wooden furniture to the hostel, nor has he violated the terms of the agreement. Therefore, the University has no authority to encash the performance bond.

(**k**)	<u>Electricity – Rs. 1,814,265.00</u> It is acknowledged that a sum of Rs. 1,814,265.00 has been paid as late payment charges for the years 2022, 2023, and 2024. The delay in settling the bills was caused by the following reasons. The University settles electricity bills for a total of 90 connections, comprising 31 bulk connections and 59 ordinary connections. During the years 2022 and 2023, all these electricity bills were sent to the University by ordinary mail, and many of them were not received within the specified period, resulting in delays in bill payments. As certain farms, centers, and units of the University of Peradeniya are located at a considerable distance from the main administrative division, it has taken a significant amount of time for the electricity bills pertaining to those centers and farms to be submitted to the Payments Division through the general administrative division. The Mahailluppallama Sub-unit has electricity connections under account numbers 7892677011, 7892676619, 7892677410, 7892677518, 7892676317, 7892676511, 7892690719, 7892673717, 7892676813, 7892676910, 7892676716, 7892676414, 7892677917, 7892677712, 7892677313, 7892677216, 7892677119, 7892677615, and 7810737309 and the Dodamgolla Farm maintains electricity connections under account numbers 7892677011, 7892676619, 7892677410, 7892677518, 7892676317, 7892676511, 7892690719, 7892673717, 7892676813, 7892676910, 7892676716, 7892676414, 7892677917, 7892677712, 7892677313, 7892677216, 7892677119, 7892677615, and 7810737309. As both these farms are located far from the University's administrative division, it is acknowledged that a certain amount of time has been taken to settle the electricity bills pertaining to them, resulting in the payment of late charges. Taking these factors into consideration, it is informed that, from the year 2024 onwards, the University has made arrangements to obtain electricity bills for 77 connections, other than those received via e-mail, directly through the General Administration Division and submit them for payment. Accordingly, there will be no risk of late payment charges being incurred in the future. Due to the university staff strike that took place during May, June, and July 2024, payments for these bills were not made regularly for a period of about three months (April, May, and June). As the bills for bulk electricity connections were not settled within 15 days of receipt, a penalty of 1% of the bill amount was imposed. This was the main reason for the increase in late payment charges in 2024. It is also informed that, due to the financial crisis that prevailed in the country during previous years, the delay in releasing recurrent funds by the General Treasury resulted in the University's failure to settle bulk electricity bills on time, which in turn led to the recovery of late payment charges. Accordingly, by streamlining the internal procedure for electricity bill payments and prioritizing the settlement of electricity bills using the limited recurrent funds available to the University, electricity bills can be paid in the future without incurring any late payment charges.

	<u>Water – Rs. 604,605.00</u> It is acknowledged that a sum of Rs. 604,605.00 has been paid as late payment charges for the years 2022, 2023, and 2024. The delay in settling these bills was caused by the following reasons. i. Due to the university staff strike that occurred in May, June, and July 2024, payments for these bills were not made regularly for a period of approximately three months (April, May, and June). ii. In addition, another reason was that the National Water Supply and Drainage Board, in order to minimize the cost of printing official bills, had arranged to send bills via SMS and e-mail. iii. It is informed that, due to the financial crisis that prevailed in the country during previous years, the delay in releasing recurrent funds by the General Treasury caused the University's bulk electricity bill payments to be delayed, which also contributed to the recovery of late payment charges. Accordingly, the University has taken measures to expedite the payment of water bills so that no late payment charges will be imposed in the future.

Professor W.M.Terrence Madhujith
Vice-Chancellor
University of Peradeniya